



KING COUNTY

1200 King County Courthouse
516 Third Avenue
Seattle, WA 98104

Signature Report

March 31, 2015

Ordinance 18007

Proposed No. 2015-0063.2

Sponsors McDermott

1 AN ORDINANCE relating to a capital improvement
2 project; making a supplemental appropriation of \$71,446 to
3 the building repair and replacement fund; and amending the
4 2015/2016 Biennial Budget Ordinance, Ordinance 17941,
5 Section 129, as amended, and Attachment A, as amended.

6 BE IT ORDAINED BY THE COUNCIL OF KING COUNTY:

7 SECTION 1. Ordinance 17941, Section 129, as amended, is hereby amended to
8 read as follows:

9 CAPITAL IMPROVEMENT PROGRAM - The executive proposed capital
10 budget and program for 2015/2016 - 2019/2020 is incorporated herein as Attachment A
11 to this ordinance, amended (~~(February 9, 2015, Revised)~~) March 17, 2015. The executive
12 is hereby authorized to execute any utility easements, bill of sale or related documents
13 necessary for the provision of utility services to the capital projects described in
14 Attachment A to this ordinance, amended (~~(February 9, 2015, Revised)~~) March 17, 2015,
15 but only if the documents are reviewed and approved by the custodial agency, the real
16 estate services division and the prosecuting attorney's office. Consistent with the
17 requirements of the Growth Management Act, Attachment A to this ordinance, amended
18 (~~(February 9, 2015, Revised)~~) March 17, 2015, was reviewed and evaluated according to

19 the King County Comprehensive Plan. Any project slated for bond funding will be
 20 reimbursed by bond proceeds if the project incurs expenditures before the bonds are sold.

21 From the several capital improvement project funds there are hereby appropriated
 22 and authorized to be disbursed the following amounts for the specific projects identified
 23 in Attachment A to this ordinance, amended (~~February 9, 2015, Revised~~) March 17,
 24 2015.

25	Fund	Fund Name	2015/2016
26	3151	CONSERVATION FUTURES LEVY SUBFUND	\$19,199,186
27	3160	PARKS, RECREATION AND OPEN SPACE	\$11,976,692
28	3292	SWM CIP NON-BOND	\$24,430,726
29	3310	LONG TERM LEASE	\$97,949,600
30	3380	AIRPORT CONSTRUCTION	\$4,938,997
31	3421	MAJOR MAINTENANCE RESERVE SUB	\$11,210,502
32	3461	REGIONAL JUSTICE CENTER PROJECTS	\$918,190
33	3473	RADIO SERVICES CIP FUND	\$721,967
34	3490	PARKS FACILITIES REHAB	\$2,330,265
35	3522	OPEN SPACE NON-BOND COUNTY PROJECTS	\$2,533,000
36	3581	PARKS CAPITAL FUND	\$61,774,378
37	3591	MARINE CAPITAL FUND	\$11,592,469
38	3611	WASTEWATER TREATMENT CIP FUND	\$242,462,142
39	3641	PUBLIC TRANSPORTATION UNRESTRICTED	\$479,558,923
40	3673	CRITICAL AREAS MITIGATION	\$15,189,447
41	3681	REAL ESTATE EXCISE TAX (REET) #1	\$12,475,478

42	3682	REAL ESTATE EXCISE TAX (REET) #2	\$13,434,530
43	3691	TRANSFER OF DEVELOPMENT CREDITS PROGRAM	\$7,330,132
44	3771	OIRM CAPITAL FUND	\$16,212,004
45	3781	ITS CAPITAL FUND	\$3,983,882
46	3810	SOLID WASTE CAPITAL EQUIPMENT RECOVERY FUND	\$7,400,000
47	3850	RENTON MAINTENANCE FACILITIES CONSTRUCTION FUND	\$2,054,241
48	3860	COUNTY ROAD CONSTRUCTION FUND	\$43,392,999
49	3901	SOLID WASTE 1993 BONDS CONSTRUCTION SUBFUND	\$3,329,280
50	3910	LANDFILL RESERVE FUND	\$24,735,312
51	3951	BUILDING REPAIR/REPLACEMENT SUBFUND ((\$7,294,887))	<u>\$7,366,333</u>
52	3961	HARBORVIEW MEDICAL CENTER BUILDING	\$8,780,807
53		REPAIR/REPLACEMENT SUBFUND	
54		TOTAL CAPITAL IMPROVEMENT PROGRAM((\$1,137,210,036))	<u>\$1,137,281,482</u>

55 ER1 EXPENDITURE RESTRICTION:

56 Of the appropriation for capital project 1124413, real time improvements,
 57 \$600,522 shall not be expended or encumbered until the council passes a motion
 58 approving a strategic technology roadmap for transit, as referenced in proviso P4 of this
 59 section.

60 ER2 EXPENDITURE RESTRICTION:

61 Of the appropriation for capital project 1121402, WTC Brandon Michigan CSO,
 62 \$1,250,000 shall be expended or encumbered solely to retain and support the work of the
 63 expert review panel and to research and conduct engineering analysis to produce reports
 64 that are referenced in section 110, proviso P3, of this ordinance.

65 ER3 EXPENDITURE RESTRICTION:

66 Of the appropriation for capital project 1113189, WTC process replacement
67 improvement, no funds shall be expended or encumbered to design or install a new
68 security gate at the entrance to the West Point treatment plant until the council receives a
69 letter from the executive with a signed interlocal agreement between King County and
70 the Seattle parks and recreation department, or its successor, for operation of a passenger
71 vehicle service in Discovery park for park patrons.

72 ER4 EXPENDITURE RESTRICTION:

73 Of the appropriation for capital project 1117106, children and family justice
74 center, \$955,000 shall be expended solely to pay for a county employee or third-party
75 consultant to assist the facilities management division in monitoring the project labor
76 agreement and confirming that the provisions of the agreement are being fulfilled.

77 P1 PROVIDED THAT:

78 Of the appropriation for capital project 1124456, ORCA replacement, \$250,000
79 shall not be expended or encumbered until the executive transmits a report on ORCA
80 replacement implementation issues and a motion that accepts the report and the motion is
81 passed by the council. The motion shall reference the subject matter, the proviso's
82 ordinance, ordinance section and proviso number in both the title and body of the motion.

83 The report shall include, but not be limited to:

84 A. A work plan identifying when and how the council will be engaged in the
85 decision process for selecting a replacement for the existing ORCA system;

86 B. Identification of any changes to the King County Code, the regional fare
87 coordination agreement and other interlocal agreements that may be proposed as part of
88 the project and the anticipated schedule for transmitting the changes;

89 C. A description of policy issues for council consideration that could affect a
90 replacement system, including but not limited to policies identified in the August 6, 2014,
91 ORCA Needs Analysis and Technology Survey, such as fare simplification, universal
92 elimination of cash transfers and movement to a cashless system;

93 D. An update of the benefit achievement plan for the project;

94 E. Identification of impacts to and dependencies on existing transit technology
95 infrastructure and proposed projects including, but not limited to, the 4.9 MHz network
96 project and mobile ticketing pilot project;

97 F. Equity and social justice impacts to be considered in the replacement of
98 ORCA; and

99 G. Network and electronic payment security issues to be considered in the
100 replacement of ORCA.

101 The executive must file the report and motion required by this proviso by March
102 31, 2016, in the form of a paper original and an electronic copy with the clerk of the
103 council, who shall retain the original and provide an electronic copy to all
104 councilmembers, the council chief of staff, the policy staff director and the lead staff for
105 the transportation, economy and environment committee, or its successor.

106 P2 PROVIDED FURTHER THAT:

107 Of the appropriation for capital project 1116944, mobile ticketing pilot project,
108 \$440,000 shall not be expended or encumbered until the executive transmits a mobile

109 ticketing pilot project work plan and a motion that accepts the work plan and the motion
110 is passed by the council. The motion shall reference the subject matter, the proviso's
111 ordinance, ordinance section and proviso number in both the title and body of the motion.

112 The work plan shall include, but not be limited to:

113 A. A summary of the pilot project;

114 B. An explanation of how the demonstration participants will be chosen;

115 C. A discussion of whether the application will be developed by KCIT or by an
116 outside vendor; and

117 D. An explanation of what data will be collected and how it will be used.

118 The executive must file the work plan and motion required by this proviso in the
119 form of a paper original and an electronic copy with the clerk of the council, who shall
120 retain the original and provide an electronic copy to all councilmembers, the council chief
121 of staff, the policy staff director and the lead staff for the transportation, economy and
122 environment committee, or its successor.

123 P3 PROVIDED FURTHER THAT:

124 Of the appropriation for capital project 1124203, Chinook building consolidation,
125 \$548,942 shall not be expended or encumbered until the executive transmits a finalized
126 plan for the Chinook building consolidation and a motion that approves the plan and the
127 motion is passed by the council. The motion shall reference the subject matter, the
128 proviso's ordinance, ordinance section, and proviso number in both the title and body of
129 the motion.

130 The plan shall include, but not be limited to:

131 A. The number of public health staff moving from the ninth floor;

132 B. The finalized Chinook building locations to be occupied by staff moving from
133 the ninth floor;

134 C. Any associated moves within the Chinook building related to clearing the
135 ninth floor and moving public health staff;

136 D. Any associated moves, if any, by other county agencies from other county
137 buildings;

138 E. The cost impacts for all parties being relocated, including any anticipated
139 tenant improvements;

140 F. The final occupant selected to occupy the ninth floor; and

141 G. The timelines associated with all relocations.

142 The executive must file the plan and motion required by this proviso when plans
143 are finalized in the form of a paper original and an electronic copy with the clerk of the
144 council, who shall retain the original and provide an electronic copy to all
145 councilmembers, the council chief of staff, the policy staff director and the lead staff for
146 the budget and fiscal management committee, or its successor.

147 P4 PROVIDED FURTHER THAT:

148 Of the appropriation for capital project 1124887, strategic technology roadmap
149 for transit, \$25,000 may not be encumbered until the executive transmits the Strategic
150 Technology Roadmap for Transit and a motion that approves the Strategic Technology
151 Roadmap for Transit and the motion is passed by the council. The motion shall reference
152 the subject matter, the proviso's ordinance, ordinance section and proviso number in both
153 the title and body of the motion.

154 The Strategic Technology Roadmap for Transit shall address how technology will
155 be used in the future to support Transit in delivering transit services. The Strategic
156 Technology Roadmap for Transit is intended to provide a planned, integrated, and
157 forward-looking understanding of the evolving technology needs and solutions over the
158 next five years for transit riders, operations and administration. The Strategic
159 Technology Roadmap for Transit shall recommend and prioritize technology solutions
160 and identify the integration points of those solutions other transit and county and regional
161 technologies.

162 Before transmitting the Strategic Technology Roadmap for Transit, the executive
163 must file a preliminary report identifying the specific components to be included in the
164 Strategic Technology Roadmap for Transit and a draft outline of the Strategic
165 Technology Roadmap for Transit and motion approving this preliminary report by April
166 1, 2015, in the form of a paper original and an electronic copy with the clerk of the
167 council, who shall retain the original and provide an electronic copy to all
168 councilmembers, the council chief of staff, the policy director and the lead staff for the
169 transportation, economy and environment committee, or its successor.

170 The executive must file the Strategic Technology Roadmap for Transit and
171 motion approving it in the form of a paper original and an electronic copy with the clerk
172 of the council, who shall retain the original and provide an electronic copy to all
173 councilmembers, the council chief of staff, the policy director and the lead staff for the
174 transportation, economy and environment committee, or its successor.

175 P5 PROVIDED FURTHER THAT:

176 Of the appropriation for capital project 1124472, courthouse system revitalization,
177 \$500,000 shall not be expended or encumbered until the executive transmits a report on
178 the King County Courthouse building systems and a motion that approves the report and
179 the motion is passed by the council. The motion shall reference the subject matter, the
180 proviso's ordinance, ordinance section and proviso number in both the title and body of
181 the motion.

182 The report shall include, but not be limited to:

- 183 A. A building alternative analysis;
- 184 B. A list of possible projects, reported by system or task;
- 185 C. The estimated costs for each possible project, reported by system or task;
- 186 D. A risk assessment and any risk mitigation plans for possible projects;
- 187 E. A prioritization for possible projects;
- 188 F. The estimated timelines for possible projects;
- 189 G. The status of locating as-built structural documentation;
- 190 H. A discussion of the historical significance of the building and how the
191 historical designation could affect the project; and
- 192 I. Any work done to investigate or access state, federal or other funding sources
193 in support of the project.

194 The executive must file the report and motion required by this proviso by April 1,
195 2016, in the form of a paper original and an electronic copy with the clerk of the council,
196 who shall retain the original and provide an electronic copy to all councilmembers, the
197 council chief of staff, the policy staff director and the lead staff for the budget and fiscal
198 management committee, or its successor.

199 P6 PROVIDED FURTHER THAT:

200 Of the appropriation for capital project 1122048, AFIS laboratory replacement,
201 \$650,000 shall not be expended or encumbered until the executive transmits a report on a
202 delivery method for laboratory replacement and a motion that approves the report and the
203 motion is passed by the council. The motion shall reference the subject matter, the
204 proviso's ordinance, ordinance section and proviso number in both the title and body of
205 the motion.

206 The report shall include, but not be limited to, the final recommended delivery
207 method selected for replacing the laboratory. The report shall include a cost-benefit
208 analysis for delivery methods considered and any anticipated timelines for design,
209 permitting and occupancy associated with the selected delivery method.

210 The executive must file the report and motion required by this proviso by August
211 31, 2015, in the form of a paper original and an electronic copy with the clerk of the
212 council, who shall retain the original and provide an electronic copy to all
213 councilmembers, the council chief of staff, the policy staff director and the lead staff for
214 the budget and fiscal management committee, or its successor.

215 P7 PROVIDED FURTHER THAT:

216 Of this appropriation for capital project 1039848, ballfield/sport court rehab,
217 \$300,000 shall not be expended or encumbered until the executive transmits a report on
218 the development and construction of the project identified in Ordinance 17759 and a
219 motion that approves the report, and the motion is passed by the council. The motion
220 shall reference the subject matter, the proviso's ordinance, ordinance section and proviso
221 number in both the title and body of the motion.

222 The report shall provide a plan to fully fund and complete the development and
223 construction of the project identified in Ordinance 17759. The report shall include, but
224 not be limited to:

225 A. A status report on work completed to date;

226 B. A status report on the work remaining to complete the project as identified in
227 Ordinance 17759;

228 C. A budget indicating the amount needed to complete the project above and
229 beyond the funds identified in Ordinance 17759 and the proposed sources for these
230 additional funds, including any additional funding to be provided to the project by King
231 County;

232 D. An amendment to the use agreement, if needed, to cover any changes to the
233 project budget, including any additional funds to be provided to the project by King
234 County, and itemizing the consideration King County will receive for this additional
235 investment; and

236 E. A proposed ordinance, if needed, to authorize the executive to execute an
237 amendment to the use agreement.

238 The executive must file the report and motion required by this proviso by June 4,
239 2015, in the form of a paper original and an electronic copy with the clerk of the council,
240 who shall retain the original and provide an electronic copy to all councilmembers, the
241 council chief of staff, the policy staff director and the lead staff for the transportation,
242 economy and environmental committee, or its successor.

243 P8 PROVIDED FURTHER THAT:

244 Of this appropriation, \$300,000 shall not be expended or encumbered until the
245 executive transmits a report on airport perimeter security measures and a motion that
246 accepts the airport perimeter security measures report, and the motion is passed by the
247 council. The motion shall reference the subject matter, the proviso's ordinance, ordinance
248 section and proviso number in both the title and body of the motion.

249 The airport perimeter security measures report shall include, but not be limited to,
250 researching and reporting on airport perimeter security measures implemented in the last
251 five years and assessments and recommendations for additional security investments
252 planned or recommended to prevent physical intrusions on to airport property.

253 The executive must file the airport perimeter security measures report and motion
254 required by this proviso by March 31, 2015, in the form of a paper original and an
255 electronic copy with the clerk of the council, who shall retain the original and provide an
256 electronic copy to all councilmembers, the council chief of staff, the policy staff director
257 and the lead staff for the transportation, economy and environment committee and the
258 government accountability and oversight committee, or their successors.

259 P9 PROVIDED FURTHER THAT:

260 Of the appropriation for capital project 1117106, children and family justice
261 center, \$1,000,000 shall be expended solely for an economic opportunity and
262 empowerment program and its administration, to ensure diversity in the project
263 workforce and to facilitate achievement of the design build contract's goals for hiring and
264 training minorities, women, veterans and youth, and small contracting and suppliers
265 utilization goal.

266 The empowerment program shall be administered by an executive appointee, who
267 may either be a county employee or a consultant, and who shall provide assistance to the
268 design-build contractor for it to meet or exceed the contractually required apprenticeship
269 hiring percentage, thereby satisfy the "best efforts" requirement under K.C.C. 12.16.160
270 A.2.a., as well as meet or exceed the apprentice hiring goals for all identified targeted
271 populations. The administrator shall also assist the design-build contractor for it to meet
272 or exceed the contract goal of small contractor and service utilization and thereby be in
273 compliance with K.C.C. 2.97.100.

274 The administrator shall create a plan to achieve or exceed the hiring and training
275 goals for apprentices and the utilization goals for small contracting and suppliers. The
276 administrator shall convene a community advisory board appointed by the executive by
277 April 30, 2015, and confirmed by the county council. The board shall advise and assist
278 the administrator in the plan development, administration and reporting. To address
279 chronic unemployment and underemployment in certain communities in King County
280 and to address the adverse social consequences of said unemployment and
281 underemployment, the plan shall include a targeted local hire program, to the extent
282 permitted by law, focused on recruiting workforce participants from King County's
283 economically disadvantaged communities. If appropriate, the plan may incorporate
284 elements of Seattle Council Bill 118282. The plan shall be used to assist the design-build
285 contractor in fulfilling its contractual obligations of the apprenticeship hiring percentage,
286 as well as the apprentice hiring goals for all identified targeted populations, utilizing
287 small contractors and suppliers, and using all reasonable efforts to achieve local hires and
288 involve youth on the project. At least ninety days before issuing to the design-build

289 contractor a notice to proceed with construction, the executive must transmit the plan and
290 a motion approving the plan in the form of a paper original and an electronic copy with
291 the clerk of the council, who shall retain the original and provide an electronic copy to all
292 councilmembers, the council chief of staff, the policy staff director and the lead staff for
293 the budget and fiscal management committee, or its successor.


294 Progress toward achieving the design-build contractor's contractually required
295 hiring goals and standards shall be reported to the council by the administrator every
296 quarter, beginning with the quarter immediately following the start of construction and
297 continuing until the project is completed. The executive must file the reports required by
298 this proviso in the form of a paper original and an electronic copy with the clerk of the
299 council, who shall retain the original and provide an electronic copy to all

300 councilmembers, the council chief of staff, the policy staff director and the lead staff for
301 the budget and fiscal management committee, or its successor.
302

Ordinance 18007 was introduced on 2/9/2015 and passed by the Metropolitan King County Council on 3/30/2015, by the following vote:


Yes: 9 - Mr. Phillips, Mr. von Reichbauer, Mr. Gossett, Ms. Hague, Ms. Lambert, Mr. Dunn, Mr. McDermott, Mr. Dembowski and Mr. Upthegrove
No: 0
Excused: 0

KING COUNTY COUNCIL
KING COUNTY, WASHINGTON



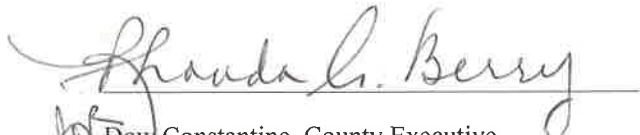
Larry Phillips, Chair

ATTEST:



Anne Noris, Clerk of the Council

APPROVED this 10th day of April, 2015.



Dow Constantine, County Executive

RECEIVED
2015 APR 10 AM 8:35
CLERK
KING COUNTY COUNCIL

Attachments: A. 2015/2016 Capital Improvement Program, amended March 17, 2015

**PO 2015-0063 ATTACHMENT A: 2015/2016 CAPITAL IMPROVEMENT PROGRAM,
amended March 17, 2015
2015-2016 Biennial Budget - 18007**

Project Number	Project Name	FY15-16	FY17-18	FY19-20	Total Budget
3151		Conservation Futures Levy Subfund			
1047152	WLCF CFL PROGRAM SUPPORT Standalone	\$335,985	\$356,446	\$378,154	\$1,070,585
1047155	WLCF SHADOW LAKE BDG Standalone	\$100,000	\$0	\$0	\$100,000
1047186	WLCF TOLT RVR NATRL AREA Standalone	\$100,000	\$0	\$0	\$100,000
1047196	WLCF COUG-SQUAK CORIDR ADD Standalone	\$400,000	\$0	\$0	\$400,000
1047206	WLCF ISLND CNTR FOREST ACQ Standalone	\$100,000	\$0	\$0	\$100,000
1047220	WLCF TDR PROGRAM SUPPORT Standalone	\$179,075	\$189,981	\$201,551	\$570,607
1047226	WLCF SNO - SNO RVRFRNT RCH Standalone	\$200,000	\$0	\$0	\$200,000
1047227	WLCF BEL-BELLEVUE GRNWX&OS Standalone	\$800,000	\$0	\$0	\$800,000
1047228	WLCF ISS-ISSAQUH CRK WTRWY Standalone	\$250,000	\$0	\$0	\$250,000
1112176	WLCF BASS/BEAVER PLUM CREEK Standalone	\$100,000	\$0	\$0	\$100,000
1113919	WLR Patterson Creek Standalone	\$720,503	\$0	\$0	\$720,503
1116226	WLCF KC Mid Fork Snoq NA Add Standalone	\$25,000	\$0	\$0	\$25,000
1116231	WLCF KC Bear Crk Waterways Standalone	\$10,000	\$0	\$0	\$10,000
1116247	WLCF KC White River Forest Standalone	(\$1,703,616)	\$0	\$0	(\$1,703,616)
1116248	WLCF KC Paradise Valley-Judd C Standalone	\$40,000	\$0	\$0	\$40,000
1116253	WLCF SEA Morgan Junction Park Standalone	\$700,000	\$0	\$0	\$700,000
1116259	WLCF SEA Kubota Garden Green A Standalone	\$385,000	\$0	\$0	\$385,000
1116264	WLCF KC Master Project with Subprojects	\$9,394,126	\$20,634,080	\$22,212,839	\$52,241,045
1122034	WLCF COV SOUTH COVINGTON PARK Project with Subprojects	\$450,000	\$0	\$0	\$450,000
1122057	WLCF KC DAIRIES IN KING CO/TDR Project with Subprojects	\$300,000	\$0	\$0	\$300,000
1122058	WLCF KC GRIFFIN CREEK NAT AREA Project with Subprojects	\$100,000	\$0	\$0	\$100,000
1122061	WLCF KC ISSAQUAH CREEK CONSRV Project with Subprojects	\$280,000	\$0	\$0	\$280,000
1123816	WLCF DUV DUVALL VILLAGE OS Standalone	\$14,500	\$0	\$0	\$14,500

**PO 2015-0063 ATTACHMENT A: 2015/2016 CAPITAL IMPROVEMENT PROGRAM,
amended March 17, 2015
2015-2016 Biennial Budget - 18007**

Project Number	Project Name	FY15-16	FY17-18	FY19-20	Total Budget
1123817	WLCF KNT HOLIDAY KENNEL Standalone	\$200,000	\$0	\$0	\$200,000
1123818	WLCF NEW LAKE BOREN OPEN SPACE Standalone	\$256,000	\$0	\$0	\$256,000
1123819	WLCF RTN MAY CREEK Standalone	\$174,000	\$0	\$0	\$174,000
1123820	WLCF SHO PARAMOUNT PARK OS Standalone	\$34,997	\$0	\$0	\$34,997
1123821	WLCF TUK CHINOOK WIND ACQ Standalone	\$1,553,616	\$0	\$0	\$1,553,616
1123822	WLCF SEA DAKOTA PLACE PARK ADD Standalone	\$375,000	\$0	\$0	\$375,000
1123823	WLCF SEA GREENWOOD PARK ADD Standalone	\$100,000	\$0	\$0	\$100,000
1123824	WLCF SEA LA VILLA MEADOWS N A Standalone	\$300,000	\$0	\$0	\$300,000
1123825	WLCF SEA ROOSEVELT URBAN PARK Standalone	\$1,000,000	\$0	\$0	\$1,000,000
1123827	WLCF KC HOLLY FARM ACQ Standalone	\$25,000	\$0	\$0	\$25,000
1123828	WLCF KC MITCHELL HILL FOR ADD Standalone	\$100,000	\$0	\$0	\$100,000
1123829	WLCF KC SNOQ VLLY MILL/TR LNK Standalone	\$100,000	\$0	\$0	\$100,000
1123830	WLCF KC SOUTH FORK SKYKOMISH Standalone	\$50,000	\$0	\$0	\$50,000
1123831	WLCF KC ENUMCLAW FOOTHILL TR Standalone	\$25,000	\$0	\$0	\$25,000
1123832	WLCF KC GATEWAY TO GREEN APD Standalone	\$300,000	\$0	\$0	\$300,000
1123833	WLCF KC MIDDLE GREEN RIV REST Standalone	\$700,000	\$0	\$0	\$700,000
1123834	WLCF KC SOOS CREEK PRK/TR ADD Standalone	\$200,000	\$0	\$0	\$200,000
1123835	WLCF KC BOISE CRK RESTORATN Standalone	\$25,000	\$0	\$0	\$25,000
1124473	WLCF KC Lower Green River Standalone	\$400,000	\$0	\$0	\$400,000
3151 - Conservation Futures Levy Subfund		\$19,199,186	\$21,180,507	\$22,792,544	\$63,172,237

3160

Parks, Recreation and Open Space

1039583	PKS FMD AUDITOR CPO (1039583) Administrative	\$13,734	\$0	\$0	\$13,734
1039611	PKS M: PARKS FACILITY REHAB Project with Subprojects	\$1,316,294	\$0	\$0	\$1,316,294

**PO 2015-0063 ATTACHMENT A: 2015/2016 CAPITAL IMPROVEMENT PROGRAM,
amended March 17, 2015
2015-2016 Biennial Budget - 18007**

Project Number	Project Name	FY15-16	FY17-18	FY19-20	Total Budget
1039614	PKS GREENBRIDGE HOPE 6 Administrative	\$53,831	\$0	\$0	\$53,831
1039848	PKS ASSOC DLVP/ PARTNER PM Project with Subprojects	\$1,600,000	\$0	\$0	\$1,600,000
1039868	PKS REGIONAL TRAILS PLAN Administrative	\$199,550	\$0	\$0	\$199,550
1046211	PKS PARKS JOINT DEV PLAN Administrative	\$955,771	\$0	\$0	\$955,771
1046212	PKS PARKS BUDGET DEV Administrative	\$1,750,831	\$0	\$0	\$1,750,831
1046228	PKS ACQN EVALTNS MASTER Administrative	\$200,000	\$0	\$0	\$200,000
1121442	PKS M:CIP MITIGATION Project with Subprojects	\$1,049,131	\$0	\$0	\$1,049,131
1122161	PKS M: CENTRAL MAINT SHOP Project with Subprojects	\$2,450,968	\$0	\$0	\$2,450,968
1122162	PKS M: SYNTHETIC TURF REPLACE Standalone	\$1,134,864	\$0	\$0	\$1,134,864
1122178	PKS SNO VALLEY TRAIL ADD Standalone	\$1,251,718	\$0	\$0	\$1,251,718
3160 - Parks, Recreation and Open Space		\$11,976,692	\$0	\$0	\$11,976,692

3292		SWM CIP Non-bond			
1033882	WLER ECO RESTORE & PROTECT Project with Subprojects	\$1,129,025	\$1,200,001	\$1,200,000	\$3,529,026
1034167	WLER WRIA 7 ECOSYSTEM RESTORATN Project with Subprojects	\$678,200	\$6,010,000	\$6,580,000	\$13,268,200
1034171	WLER WRIA8 ECOSYSTEM RESTORATN Project with Subprojects	\$1,704,251	\$4,751,000	\$1,100,000	\$7,555,251
1034245	WLER WRIA9 ECOSYSTEM RESTORATN Project with Subprojects	\$601,100	\$3,300,001	\$1,920,000	\$5,821,101
1034280	WLER WRIA10 ECOSYSTEM RESTORATN Project with Subprojects	\$810,000	\$400,000	\$200,000	\$1,410,000
1034282	WLER VASHON ECOSYSTEM RESTORAT Project with Subprojects	\$1,924,456	\$1,151,380	\$500,000	\$3,575,836
1034287	WLER SMALL HABITAT RESTORATION Project with Subprojects	\$729,568	\$700,000	\$700,000	\$2,129,568
1034310	WLER MONITORING & MAINT Project with Subprojects	\$681,572	\$600,000	\$600,000	\$1,881,572
1048125	WLSWC PUBLIC SAFETY/PROPERTY Project with Subprojects	\$9,040,773	\$7,920,000	\$8,010,000	\$24,970,773
1048364	WLSWCND NEIGHBORHOOD DRN ASST Project with Subprojects	\$119,999	\$220,000	\$220,000	\$559,999
1111168	WLFAC CAPITAL PROJECT OVERSIGHT Administrative	\$25,951	\$0	\$0	\$25,951

**PO 2015-0063 ATTACHMENT A: 2015/2016 CAPITAL IMPROVEMENT PROGRAM,
amended March 17, 2015
2015-2016 Biennial Budget - 18007**

Project Number	Project Name	FY15-16	FY17-18	FY19-20	Total Budget
1114123	WLER PORTER LEVEE SETBACK Standalone	\$3,090,831	\$0	\$0	\$3,090,831
1114197	WLSWC STEWSHP WQ COST SHRE Standalone	\$125,000	\$150,000	\$150,000	\$425,000
1117559	WLSWC FAIRWOOD 11 PIPE PHASE 2 Standalone	\$1,270,000	\$150,000	\$0	\$1,420,000
1119894	WLSWCAD ADAP AG DRAINAGE PRGM Project with Subprojects	\$500,000	\$220,000	\$220,000	\$940,000
1124928	Transfer to Roads Drainage Preservation - Project 1111819 Transfer	\$2,000,000	\$0	\$0	\$2,000,000
3292 - SWM CIP Non-bond		\$24,430,726	\$26,772,382	\$21,400,000	\$72,603,108

3310		Long Term Lease			
1039895	DES LTLF MASTER PROJECT Project with Subprojects	\$97,299,523	\$0	\$0	\$97,299,523
1124541	DES LTLF AUBURN PH LEASE TERM Standalone	\$501,135	\$0	\$0	\$501,135
1124570	DES LTLF CNK RECONFIG DPH/DCHS Standalone	\$148,942	\$0	\$0	\$148,942
3310 - Long Term Lease		\$97,949,600	\$0	\$0	\$97,949,600

3380		Airport Construction			
1028653	AD PAVEMENT REHABILITATION Project with Subprojects	\$750,000	\$1,150,000	\$900,000	\$2,800,000
1028654	AD STEAM PLANT ACCESS ROAD Standalone	\$650,000	\$0	\$0	\$650,000
1028663	Fire Truck Overhaul Standalone	\$0	\$472,085	\$0	\$472,085
1028673	AD CAPITAL PROJECT OVERSIGHT Administrative	\$5,664	\$0	\$0	\$5,664
1119982	AD AIRPORT REDEVELOPMENT Project with Subprojects	\$0	\$5,300,000	\$6,300,000	\$11,600,000
1120730	AD AIRPORT FACILITIES REPAIR Project with Subprojects	\$1,896,302	\$900,000	\$2,300,000	\$5,096,302
1120731	AD AIRPORT FLEET Project with Subprojects	\$0	\$200,000	\$500,000	\$700,000
1124093	AD AIRPORT MASTER PLAN UPDATE Administrative	\$833,333	\$0	\$0	\$833,333
1124536	AD TERMINAL ENERGY CONTROLS Standalone	\$803,698	\$0	\$0	\$803,698
3380001	AD FUTURE CAPITAL PROJECTS Administrative	\$0	\$410,720	\$437,746	\$848,466
3380 - Airport Construction		\$4,938,997	\$8,432,805	\$10,437,746	\$23,809,548

**PO 2015-0063 ATTACHMENT A: 2015/2016 CAPITAL IMPROVEMENT PROGRAM,
amended March 17, 2015
2015-2016 Biennial Budget - 18007**

Project Number	Project Name	FY15-16	FY17-18	FY19-20	Total Budget
3421				Major Maintenance Reserve Sub	
1039349	DES FMD PRECINCT 4 INT DOORS Technical Adjustment/Close-Out request	\$19,645	\$0	\$0	\$19,645
1039427	DES FMD AD BLDG FLOOR FINISHES Technical Adjustment/Close-Out request	\$1,720	\$0	\$0	\$1,720
1039430	DES FMD MRJC DET FLOOR FINSHES Technical Adjustment/Close-Out request	\$12,446	\$0	\$0	\$12,446
1039432	DES FMD MRJC DET OTR ELEC SYSM Technical Adjustment/Close-Out request	(\$323,105)	\$0	\$0	(\$323,105)
1039455	DES FMD YESLER SPRINKLERS Technical Adjustment/Close-Out request	\$16,996	\$0	\$0	\$16,996
1039457	DES FMD CHINOOK FLOOR FINISHES Technical Adjustment/Close-Out request	\$1,108	\$0	\$0	\$1,108
1039458	DES FMD CH ELEVATOR DOORS Technical Adjustment/Close-Out request	\$1,670	\$0	\$0	\$1,670
1039459	DES FMD EARL EXTERIOR FINISHES Technical Adjustment/Close-Out request	\$171	\$0	\$0	\$171
1039483	DES FMD CH COMMUNCN & SECURITY Standalone	(\$194,426)	\$0	\$0	(\$194,426)
1039484	DES FMD ORCAS PEDESTRIAN PAVNG Technical Adjustment/Close-Out request	\$18,888	\$0	\$0	\$18,888
1039485	DES MRJC COURTS DOM WTR DISTRB Standalone	(\$181,648)	\$0	\$0	(\$181,648)
1039487	DES FMD MRJC CRTS OTR ELEC SYS Technical Adjustment/Close-Out request	\$745	\$0	\$0	\$745
1039510	DES FMD YSLR REPLCE COIL CONDN Technical Adjustment/Close-Out request	(\$316)	\$0	\$0	(\$316)
1039511	DES FMD YSC SPRUCE DSTRBN SYSM Standalone	(\$210,927)	\$0	\$0	(\$210,927)
1039512	DES FMD SHRLNE DC ROOF COVRNGS Technical Adjustment/Close-Out request	(\$46,249)	\$0	\$0	(\$46,249)
1039513	DES FMD YSC SPRUCE EXT WALLS Technical Adjustment/Close-Out request	\$394	\$0	\$0	\$394
1039655	DES FMD DYS SPRUCE INT DOORS Technical Adjustment/Close-Out request	(\$43,131)	\$0	\$0	(\$43,131)
1039665	DES FMD CH PLUMBING FIXTURES Standalone	(\$697,708)	\$0	\$0	(\$697,708)
1039667	Debt Service Project Administrative	\$1,499,950	\$0	\$0	\$1,499,950
1039674	DES FMD CH CNTRLS & INSTRUMNTN Technical Adjustment/Close-Out request	(\$123,611)	\$0	\$0	(\$123,611)
1039688	DES FMD-MMRF EMERGENT NEED-EXISTING PROJECTS Administrative	\$600,000	\$600,000	\$600,000	\$1,800,000
1039690	DES FMD PH NDMSC ELEC SERV/DST Technical Adjustment/Close-Out request	(\$266)	\$0	\$0	(\$266)

**PO 2015-0063 ATTACHMENT A: 2015/2016 CAPITAL IMPROVEMENT PROGRAM,
amended March 17, 2015
2015-2016 Biennial Budget - 18007**

Project Number	Project Name	FY15-16	FY17-18	FY19-20	Total Budget
1039691	DES FMD CH OTHER HVAC SYSTEMS Technical Adjustment/Close-Out request	\$7,867	\$0	\$0	\$7,867
1039692	DES FMD ORCAS PARKING LOTS Technical Adjustment/Close-Out request	\$18,031	\$0	\$0	\$18,031
1039708	DES FMD RJC COURT FLR FINISHES Standalone	(\$208,813)	\$0	\$0	(\$208,813)
1039719	DES FMD KCCF DISTRIBUTION LIST Technical Adjustment/Close-Out request	(\$49,424)	\$0	\$0	(\$49,424)
1039721	DES FMD DC NE RDMND SITE LIGHT Technical Adjustment/Close-Out request	\$513	\$0	\$0	\$513
1039724	DES FMD BD EVID-LAB-WHSE LIGHT Technical Adjustment/Close-Out request	\$26	\$0	\$0	\$26
1039729	DES FMD KCCF EXT WALL FINISHES Technical Adjustment/Close-Out request	(\$692)	\$0	\$0	(\$692)
1039730	DES FMD RJC COURT OTH EQ WIND Technical Adjustment/Close-Out request	\$41,500	\$0	\$0	\$41,500
1039734	DES FMD YSC SPRUCE FIRE ALARM Standalone	\$182,836	\$0	\$0	\$182,836
1039747	DES FMD CH WINDOW REPAIR PH I Technical Adjustment/Close-Out request	\$2,049	\$0	\$0	\$2,049
1039749	DES FMD AD BLDG REPIPE HW TANK Technical Adjustment/Close-Out request	(\$11)	\$0	\$0	(\$11)
1039756	Capital Project Oversight Administrative	\$12,969	\$12,000	\$12,000	\$36,969
1039767	DES FMD KENT ANML SHLTR FINISH Technical Adjustment/Close-Out request	\$563	\$0	\$0	\$563
1039809	DES FMD MARR LOT HAZARD REMEDN Technical Adjustment/Close-Out request	\$162	\$0	\$0	\$162
1039812	DES FMD YSC-SPRUCE TERM & PKGS Technical Adjustment/Close-Out request	(\$1,199)	\$0	\$0	(\$1,199)
1039835	DES FMD CH TEST AND BALANCING Technical Adjustment/Close-Out request	\$2,013	\$0	\$0	\$2,013
1039837	DES FMD DC SHRELNE FIRE ALARM Technical Adjustment/Close-Out request	\$6,185	\$0	\$0	\$6,185
1039858	DES FMD YESLER BUILDING FLOOR Technical Adjustment/Close-Out request	\$386	\$0	\$0	\$386
1039901	DES FMD PH FED WAY VAV BOXES Technical Adjustment/Close-Out request	\$24,822	\$0	\$0	\$24,822
1040331	Countywide Building Survey Administrative	\$158,028	\$164,660	\$150,000	\$472,688
1040332	Budget Prep Administrative	\$150,000	\$150,000	\$150,000	\$450,000
1040333	DES FMD COURTHOUSE INT DOORS Technical Adjustment/Close-Out request	\$12,588	\$0	\$0	\$12,588
1040336	DES FMD BD EVID LAB WHSE DISTN Technical Adjustment/Close-Out request	\$914	\$0	\$0	\$914
1040795	DES FMD RVENSDALE RNGE BAFFLES Technical Adjustment/Close-Out request	\$5,760	\$0	\$0	\$5,760

**PO 2015-0063 ATTACHMENT A: 2015/2016 CAPITAL IMPROVEMENT PROGRAM,
amended March 17, 2015
2015-2016 Biennial Budget - 18007**

Project Number	Project Name	FY15-16	FY17-18	FY19-20	Total Budget
1041013	DES FMD AD BLDG PEDESTRIAN PAV Technical Adjustment/Close-Out request	\$3,763	\$0	\$0	\$3,763
1041014	DES FMD RECORDS WHSE FIRE ALRM Technical Adjustment/Close-Out request	(\$65,090)	\$0	\$0	(\$65,090)
1041026	DES FMD KCCF FLOOR FINISHES Technical Adjustment/Close-Out request	\$3,321	\$0	\$0	\$3,321
1041028	DES FMD MRJC DET DISTRB SYST Technical Adjustment/Close-Out request	(\$1,238)	\$0	\$0	(\$1,238)
1045956	DES FMD RJC DET HEAT GEN SYSTM Technical Adjustment/Close-Out request	\$21,605	\$0	\$0	\$21,605
1045959	DES FMD DYS SPRUCE ELEC SERVCE Technical Adjustment/Close-Out request	\$1,283	\$0	\$0	\$1,283
1045962	DES FMD PRT 2 GATES FENCES STE Technical Adjustment/Close-Out request	\$99	\$0	\$0	\$99
1045998	DES FMD RJC DET GATE FENCE STE Technical Adjustment/Close-Out request	\$187	\$0	\$0	\$187
1046000	DES FMD DYS ALDER TEST BALANCE Technical Adjustment/Close-Out request	\$24	\$0	\$0	\$24
1046045	DES FMD MRJC ESCO PH 3 IMPRV Technical Adjustment/Close-Out request	\$186	\$0	\$0	\$186
1046325	DES FMD PH EASTGATE VAV BOX Technical Adjustment/Close-Out request	\$24,122	\$0	\$0	\$24,122
1046326	DES FMD PH EASTGTE CNTRLS N IN Technical Adjustment/Close-Out request	\$18,008	\$0	\$0	\$18,008
1046327	DES FMD PH RENTON TEST N BAL Technical Adjustment/Close-Out request	\$1,188	\$0	\$0	\$1,188
1046328	DES FMD DC SHRELINE TERM N Pkg Technical Adjustment/Close-Out request	\$11,156	\$0	\$0	\$11,156
1046329	DES FMD RJC DET CNTRLS N INSTM Technical Adjustment/Close-Out request	\$23,667	\$0	\$0	\$23,667
1046364	DES FMD RJC DET PARK GARG FLR Technical Adjustment/Close-Out request	\$266	\$0	\$0	\$266
1046365	DES FMD PH FED WAY CNTRLS N IN Technical Adjustment/Close-Out request	\$4,160	\$0	\$0	\$4,160
1111467	DES FMD RJC DETCONT INSTR2011 Technical Adjustment/Close-Out request	\$26,592	\$0	\$0	\$26,592
1113067	DES FMD GOAT HILL PARK GARAGE Technical Adjustment/Close-Out request	\$0	\$0	\$0	\$0
1113070	DES FMD RAVENSDALE RANGE Technical Adjustment/Close-Out request	\$0	\$0	\$0	\$0
1113072	DES FMD YOUTH SERVICES CENTER Technical Adjustment/Close-Out request	\$0	\$0	\$0	\$0
1113074	DES FMD FINANCIAL ACTIVITY Technical Adjustment/Close-Out request	\$11,892	\$0	\$0	\$11,892
1113075	DES FMD RENTON DC Technical Adjustment/Close-Out request	\$0	\$0	\$0	\$0
1113076	DES FMD KCCF Administrative	\$0	\$3,479,235	\$3,035,123	\$6,514,358

**PO 2015-0063 ATTACHMENT A: 2015/2016 CAPITAL IMPROVEMENT PROGRAM,
amended March 17, 2015
2015-2016 Biennial Budget - 18007**

Project Number	Project Name	FY15-16	FY17-18	FY19-20	Total Budget
1113077	DES FMD PRCT 2 KENMORE Administrative	\$0	\$0	\$0	\$0
1113078	DES FMD YESLER BLDG Technical Adjustment/Close-Out request	\$0	\$0	\$0	\$0
1113079	DES FMD NORTH (NDMSC) CLINIC Technical Adjustment/Close-Out request	\$0	\$0	\$0	\$0
1113080	DES FMD AUBURN PH CLINIC Technical Adjustment/Close-Out request	\$0	\$0	\$0	\$0
1113081	DES FMD EARLINGTON BLDG Administrative	\$0	\$0	\$150,000	\$150,000
1113083	DES FMD BARCLAY DEAN BLDG Administrative	\$0	\$461,577	\$0	\$461,577
1113086	DES FMD COURTHOUSE BLDG Administrative	\$0	\$825,817	\$2,500,000	\$3,325,817
1113087	DES FMD ISSAQUAH DC Administrative	\$0	\$0	\$150,000	\$150,000
1113089	DES FMD ELECTIONS WAREHOUSE Technical Adjustment/Close-Out request	\$0	\$0	\$0	\$0
1113091	DES FMD KING STREET CENTER Technical Adjustment/Close-Out request	\$0	\$0	\$0	\$0
1113093	DES FMD COUNTYWIDE PROJECTS Technical Adjustment/Close-Out request	\$0	\$0	\$0	\$0
1113096	DES FMD PRCT 4 BURIEN SW Administrative	\$0	\$91,113	\$125,000	\$216,113
1113097	DES FMD SHORELINE DC Administrative	\$0	\$0	\$150,000	\$150,000
1113102	DES FMD RENTON PH CLINIC Technical Adjustment/Close-Out request	\$0	\$0	\$0	\$0
1113105	DES FMD REDMOND NE DC Administrative	\$0	\$53,760	\$197,202	\$250,962
1113106	DES FMD BLACK RIVER BLDG Technical Adjustment/Close-Out request	\$0	\$0	\$0	\$0
1113107	DES FMD MRJC Administrative	\$0	\$4,288,025	\$3,000,000	\$7,288,025
1113108	DES FMD ORCAS BLDG Administrative	\$0	\$0	\$75,000	\$75,000
1113112	DES FMD ADMINISTRATION BLDG Administrative	\$0	\$28,891	\$1,030,675	\$1,059,566
1113114	DES FMD BURIEN SW DC Administrative	\$0	\$0	\$75,000	\$75,000
1113115	DES FMD MRJC Detn Heat Wheels Standalone	(\$1,830)	\$0	\$0	(\$1,830)
1113117	DES FMD PRCT 3 MAPLE VALLEY Technical Adjustment/Close-Out request	\$0	\$0	\$0	\$0
1113118	DES FMD MARR LOT-LK YOUNGS Technical Adjustment/Close-Out request	\$0	\$0	\$0	\$0
1113120	DES FMD RCECC Technical Adjustment/Close-Out request	\$0	\$0	\$0	\$0

**PO 2015-0063 ATTACHMENT A: 2015/2016 CAPITAL IMPROVEMENT PROGRAM,
amended March 17, 2015
2015-2016 Biennial Budget - 18007**

Project Number	Project Name	FY15-16	FY17-18	FY19-20	Total Budget
1113121	DES FMD EASTGATE PH CLINIC Administrative	\$0	\$303,592	\$0	\$303,592
1113123	DES FMD NORTHSORE PH CLINIC Technical Adjustment/Close-Out request	\$0	\$0	\$0	\$0
1113125	DES FMD REGIONAL ANIMAL SHELTE Technical Adjustment/Close-Out request	\$0	\$0	\$0	\$0
1113126	DES FMD CHINOOK BLDG Technical Adjustment/Close-Out request	\$0	\$0	\$0	\$0
1113127	DES FMD FEDERAL WAY PH CLINIC Technical Adjustment/Close-Out request	\$0	\$0	\$0	\$0
1113128	DES FMD RECORDS WAREHOUSE Administrative	\$0	\$691,330	\$0	\$691,330
1114237	DES FMD AB ROOF COVER 5TH AVE Technical Adjustment/Close-Out request	\$23,822	\$0	\$0	\$23,822
1114355	DES FMD CH MEP STUDY Technical Adjustment/Close-Out request	(\$27,842)	\$0	\$0	(\$27,842)
1114359	Elections Building Parking Lot Standalone	\$502,702	\$0	\$0	\$502,702
1114361	KC Garage Roof Toppings Standalone	\$254,471	\$0	\$0	\$254,471
1114364	DES FMD KCCF EXTERIOR DOORS Standalone	\$86,056	\$0	\$0	\$86,056
1114371	DES FMD MRJC-CRT DSTRBN COILS Technical Adjustment/Close-Out request	\$27,672	\$0	\$0	\$27,672
1116697	DES FMD PH EASTGATE FLOOR FIN Technical Adjustment/Close-Out request	\$3,790	\$0	\$0	\$3,790
1116698	DES FMD PH FED WAY FLOOR FIN Technical Adjustment/Close-Out request	\$4,736	\$0	\$0	\$4,736
1116699	Police Prec. #4 Burien Parking Lots Standalone	\$90,651	\$0	\$0	\$90,651
1116702	DES FMD DC SHORELN EXTR WINDWS Standalone	(\$109,594)	\$0	\$0	(\$109,594)
1116874	DES FMD MRJC DOM WATER DISTRB Technical Adjustment/Close-Out request	\$38,445	\$0	\$0	\$38,445
1121222	DES FMD MRJC ENTRANCE GATE REP Technical Adjustment/Close-Out request	(\$24,327)	\$0	\$0	(\$24,327)
1121959	DES FMD KAS KENNEL ROOF Technical Adjustment/Close-Out request	(\$50,313)	\$0	\$0	(\$50,313)
1121961	DES FMD CH FIRE ALARM SYSTEMS Standalone	(\$173,715)	\$0	\$0	(\$173,715)
1121962	King Co Courthouse Roof Coverings Standalone	\$903,973	\$0	\$0	\$903,973
1121986	DES FMD CH DJA FLOOR FINISHES Technical Adjustment/Close-Out request	\$6,015	\$0	\$0	\$6,015
1121988	Kent Animal Shelter Office Terminal and Package Units Standalone	\$185,595	\$0	\$0	\$185,595

**PO 2015-0063 ATTACHMENT A: 2015/2016 CAPITAL IMPROVEMENT PROGRAM,
amended March 17, 2015**

2015-2016 Biennial Budget - 18007

Project Number	Project Name	FY15-16	FY17-18	FY19-20	Total Budget
1121989	Kent Animal Shelter - Kennel Terminal and Package Units Standalone	\$134,231	\$0	\$0	\$134,231
1121994	Police Barclay Dean Evidence Office Terminal and Package Units Standalone	\$111,310	\$0	\$0	\$111,310
1124124	Admin. Bldg. Heat Generating Systems Standalone	\$122,604	\$0	\$0	\$122,604
1124127	MRJC Detention Cooling Towers Standalone	\$150,194	\$0	\$0	\$150,194
1124128	MRJC Detention Heating & Cooling Coils Standalone	\$477,974	\$0	\$0	\$477,974
1124129	Admin. Bldg. Heating and Cooling Coils Standalone	\$736,811	\$0	\$0	\$736,811
1124130	King Co. Courthouse Exterior Doors Standalone	\$190,045	\$0	\$0	\$190,045
1124131	King Co. Courthouse Security Standalone	\$68,487	\$0	\$0	\$68,487
1124132	KCCF Roof Openings -1W Yard Out Standalone	\$64,930	\$0	\$0	\$64,930
1124133	Police Barclay Dean Evidence Whse Parking Lots Standalone	\$64,781	\$0	\$0	\$64,781
1124134	Police Barclay Dean Evidence Office Fire Alarm Systems Standalone	\$125,987	\$0	\$0	\$125,987
1124141	Kent Animal Shelter - Kennel Testing and Balancing Standalone	\$47,264	\$0	\$0	\$47,264
1124142	KSC Consolidation Phase 2-Carpet & Paint Flrs 3,4,7,8 Standalone	\$444,175	\$0	\$0	\$444,175
1124143	Maple Valley Precinct 3 Testing and Balancing Standalone	\$44,143	\$0	\$0	\$44,143
1124161	MRJC Detention Cooling Generating Systems Standalone	\$241,304	\$0	\$0	\$241,304
1124162	KCCF Terminal and Package Units Standalone	\$690,866	\$0	\$0	\$690,866
1124163	KCCF Domestic Water Distribution Standalone	\$760,888	\$0	\$0	\$760,888
1124164	Youth Service Center-Spruce Roof Coverings Standalone	\$290,268	\$0	\$0	\$290,268
1124165	Admin. Bldg. Pedestrian Paving Standalone	\$53,011	\$0	\$0	\$53,011
1124166	King Co. Courthouse Terminal and Package Units	\$1,141,682	\$0	\$0	\$1,141,682
1124167	KCCF Other Electrical Systems Standalone	\$34,349	\$0	\$0	\$34,349

**PO 2015-0063 ATTACHMENT A: 2015/2016 CAPITAL IMPROVEMENT PROGRAM,
amended March 17, 2015
2015-2016 Biennial Budget - 18007**

Project Number	Project Name	FY15-16	FY17-18	FY19-20	Total Budget
1124169	MRJC Courthouse Security Standalone	\$265,438	\$0	\$0	\$265,438
1124213	Police Barclay Dean Evidence Whse Roof Construction Standalone	\$130,204	\$0	\$0	\$130,204
1124214	Kent Animal Shelter Office Controls and Instrumentation Standalone	\$121,838	\$0	\$0	\$121,838
1124471	DES FMD RECORDS WHSE ROOF CVR Standalone	\$480,639	\$0	\$0	\$480,639
1124472	DES FMD KCCH SYS REVITALIZ Standalone	\$1,226,751	\$0	\$0	\$1,226,751
1124564	DES FMD CFJC Technical Adjustment/Close-Out request	\$0	\$0	\$0	\$0
1124568	DES FMD PRCT3 MV FLD RPT CXA Standalone	\$220,411	\$0	\$0	\$220,411
1124606	DES FMD MMRF QUICK RESPONSE Project with Subprojects	\$150,000	\$150,000	\$150,000	\$450,000
1124914	KCCF- Wall Finishes Standalone	\$75,000	\$100,000	\$100,000	\$275,000
3421 - Major Maintenance Reserve Sub		\$11,210,502	\$11,400,000	\$11,650,000	\$34,260,502

3461

Regional Justice Center Projects

1124551	DES FMD TRANSF TO 3951-1123605 Standalone	\$918,190	\$0	\$0	\$918,190
3461 - Regional Justice Center Projects		\$918,190	\$0	\$0	\$918,190

3473

Radio Services CIP Fund

1047311	KCIT EMER RADIO EQ REPLACE ASM Technical Adjustment/Close-Out request	(\$48,445)	\$0	\$0	(\$48,445)
1047312	KCIT PS NEXT GEN VOICE/DATA Technical Adjustment/Close-Out request	(\$20,001)	\$0	\$0	(\$20,001)
1047315	KCIT RADIO INFRA FACILITY AND Technical Adjustment/Close-Out request	(\$133,559)	\$0	\$0	(\$133,559)
1047320	KCIT VHF UHF NARROWBANDING Technical Adjustment/Close-Out request	(\$161,672)	\$0	\$0	(\$161,672)
1111945	KCIT RADIO COMM INFRASTRUCTURE Technical Adjustment/Close-Out request	(\$14,356)	\$0	\$0	(\$14,356)
1115922	Subscriber Radios Replacement Standalone	\$1,100,000	\$0	\$0	\$1,100,000
3473 - Radio Services CIP Fund		\$721,967	\$0	\$0	\$721,967

3490

Parks Facilities Rehab

--	--	--	--	--	--

**PO 2015-0063 ATTACHMENT A: 2015/2016 CAPITAL IMPROVEMENT PROGRAM,
amended March 17, 2015
2015-2016 Biennial Budget - 18007**

Project Number	Project Name	FY15-16	FY17-18	FY19-20	Total Budget
1040750	PKS FEASIBILITY STUDIES Standalone	\$100,000	\$0	\$0	\$100,000
1040756	PKS FMD CAPL PRJT OVERSIGHT 349 (1040756) Administrative	\$2,672	\$0	\$0	\$2,672
1040889	PKS SMALL CONTRACTS Project with Subprojects	\$2,202,593	\$0	\$0	\$2,202,593
1041074	PKS SIGNAGE Standalone	\$25,000	\$0	\$0	\$25,000
3490 - Parks Facilities Rehab		\$2,330,265	\$0	\$0	\$2,330,265

3522

Open Space Non-bond County Projects

Project Number	Project Name	FY15-16	FY17-18	FY19-20	Total Budget
1047267	WLOS GRANT CONTINGENCY Project with Subprojects	\$1,733,000	\$3,000,000	\$3,000,000	\$7,733,000
1122103	WLOS Riverbend Reloc/Rental Standalone	\$800,000	\$0	\$0	\$800,000
3522 - Open Space Non-bond County Projects		\$2,533,000	\$3,000,000	\$3,000,000	\$8,533,000

3581

Parks Capital Fund

Project Number	Project Name	FY15-16	FY17-18	FY19-20	Total Budget
1044588	PKS BASS/BEAVER/DANDY LK-PEL Standalone	\$600,000	\$0	\$0	\$600,000
1044590	PKS BEAR CREEK WATERWAYS Standalone	\$185,000	\$0	\$0	\$185,000
1044592	PKS AUDITOR CAPITAL PROJECT OVERSIGHT Administrative	\$58,573	\$0	\$0	\$58,573
1044598	PKS COUGAR-SQUAK CORRIDOR PEL Standalone	\$1,050,837	\$0	\$0	\$1,050,837
1044600	PKS M:E Lake Samm Trail Project with Subprojects	\$5,160,751	\$0	\$0	\$5,160,751
1044668	PKS FOOTHILLS REGIONAL TRAIL Project with Subprojects	\$1,640,401	\$0	\$0	\$1,640,401
1044750	PKS MITCHELL HILL DUTHIE Standalone	\$750,000	\$0	\$0	\$750,000
1044754	PKS PARKS CAPITAL DEFAULT Administrative	\$91,439	\$0	\$0	\$91,439
1044755	PKS PATTERSON CREEK ADDTN-PEL Standalone	\$704,163	\$0	\$0	\$704,163
1044835	PKS REGIONAL OPEN SPACE INITI Standalone	\$9,784,926	\$0	\$0	\$9,784,926
1044916	PKS TOLT RIVER ADDITIONS Standalone	\$100,000	\$0	\$0	\$100,000
1047004	PKS PARADISE-JUDD CK (VI)-PEL Standalone	\$160,000	\$0	\$0	\$160,000

**PO 2015-0063 ATTACHMENT A: 2015/2016 CAPITAL IMPROVEMENT PROGRAM,
amended March 17, 2015
2015-2016 Biennial Budget - 18007**

Project Number	Project Name	FY15-16	FY17-18	FY19-20	Total Budget
1047185	PKS ENUMCLAW FORESTED FOOHIL Standalone	\$200,000	\$0	\$0	\$200,000
1112621	PKS South County Regional Tra Project with Subprojects	\$2,875,000	\$0	\$0	\$2,875,000
1114770	PKS SOOS CREEK REGIONAL PARK Standalone	\$400,000	\$0	\$0	\$400,000
1114773	PKS ISLAND CTR FOREST ADD Standalone	\$350,000	\$0	\$0	\$350,000
1116954	PKS MIDDLE GREEN RIVER ACQ Standalone	\$700,000	\$0	\$0	\$700,000
1116957	WHITE RIVER FOREST Standalone	(\$1,250,000)	\$0	\$0	(\$1,250,000)
1120085	PKS M:GREEN2CEDAR RIVER TRAIL Standalone	\$8,117,200	\$0	\$0	\$8,117,200
1121155	PKS M:EASTSIDE RAIL CORR (ERC) Standalone	\$1,300,000	\$0	\$0	\$1,300,000
1121443	PKS M:TRAILHEAD DEV & ACCESS Project with Subprojects	\$871,329	\$0	\$0	\$871,329
1121451	PKS M:GRIFFIN CREEK NA Standalone	\$100,000	\$0	\$0	\$100,000
1121455	PKS M:RTS MOBILITY CONNECTIONS Standalone	\$100,000	\$0	\$0	\$100,000
1121498	PKS M:PLAYAREA REHAB Project with Subprojects	\$862,710	\$691,000	\$400,000	\$1,953,710
1121499	PKS M:BRIDGE&TRESTLE PROGRAM Project with Subprojects	\$689,300	\$0	\$0	\$689,300
1121500	PKS M:REG TRL SURFACE IMPR Project with Subprojects	\$645,510	\$0	\$0	\$645,510
1122160	PKS M:TAYLOR MTN FRST ADD Standalone	\$25,000	\$0	\$0	\$25,000
1123804	PKS M:GREEN TO DUWAMISH REG TR Standalone	\$302,567	\$0	\$0	\$302,567
1123892	PKS M: BALLFLD, SPRT CRT REHAB Project with Subprojects	\$1,697,389	\$0	\$0	\$1,697,389
1123893	PKS M: RSTRM REHAB & RPLMNT Project with Subprojects	\$986,577	\$0	\$0	\$986,577
1123894	PKS M: PK LOT & PTHWY RHB Project with Subprojects	\$949,722	\$0	\$0	\$949,722
1123895	PKS M: BLDG STRUCTURE Project with Subprojects	\$2,318,403	\$0	\$0	\$2,318,403
1123896	PKS M: DRNGE/SWR/WTR SYSTM RHB Standalone	\$941,859	\$0	\$0	\$941,859
1123924	PKS M:RAVENSDALE RTRT NA ADD Standalone	\$150,000	\$0	\$0	\$150,000
1123925	PKS M:EMERALD NCKLCE TR Standalone	\$25,000	\$0	\$0	\$25,000
1123926	PKS M:S FRK SKYKMSH CORR CONSV Standalone	\$50,000	\$0	\$0	\$50,000

**PO 2015-0063 ATTACHMENT A: 2015/2016 CAPITAL IMPROVEMENT PROGRAM,
amended March 17, 2015
2015-2016 Biennial Budget - 18007**

Project Number	Project Name	FY15-16	FY17-18	FY19-20	Total Budget
1123927	PKS M: SVT MILL SITE TR Standalone	\$550,000	\$0	\$0	\$550,000
1123928	PKS M:SNO CORR REC PTNSHP Standalone	\$225,000	\$0	\$0	\$225,000
1123929	PKS M:MIDDLE FORK SNO ADD Standalone	\$175,000	\$0	\$0	\$175,000
1123996	PKS M: MARYMOOR PARK Project with Subprojects	\$1,468,080	\$0	\$0	\$1,468,080
1124055	PKS: M ASSET MGT SYS Administrative	\$300,000	\$0	\$0	\$300,000
1124477	PKS M: CHINOOK WIND Standalone	\$350,000	\$0	\$0	\$350,000
1124478	PKS M: LOWER GREEN RIVER Standalone	\$400,000	\$0	\$0	\$400,000
1124479	PKS M: TOKUL BRIDGE IMPLMNTN Standalone	\$2,112,642	\$0	\$0	\$2,112,642
1124834	PKS M: ERC ACQUISITION Standalone	\$12,500,000	\$0	\$0	\$12,500,000
3581 - Parks Capital Fund		\$61,774,378	\$691,000	\$400,000	\$62,865,378

3591

Marine Capital Fund

1111716	MD TERMINAL IMPROVEMENTS Standalone	\$500,000	\$0	\$0	\$500,000
1111718	MD SEATTLE FERRY TERMINAL Standalone	\$5,476,701	\$0	\$0	\$5,476,701
1111725	MD VESSEL ACQUISITION Standalone	\$4,900,768	\$0	\$0	\$4,900,768
1111731	MD VASHON TERMINAL IMPROVEMENTS Standalone	\$400,000	\$0	\$0	\$400,000
1111735	MD MARINE VESSEL LEASES Standalone	\$315,000	\$0	\$0	\$315,000
3591001	MD WEST SEATTLE TERMINAL REPLACEMENT Standalone	\$0	\$0	\$815,781	\$815,781
3591 - Marine Capital Fund		\$11,592,469	\$0	\$815,781	\$12,408,250

3611

Wastewater Treatment CIP Fund

1037498	WTC STRUCTURE SITE IMPROVEMENT Project with Subprojects	\$9,408,147	\$6,860,981	\$6,873,273	\$23,142,401
1037510	WTC BARTON PS UPGRADE Standalone	\$749,604	\$0	\$0	\$749,604
1037513	WTC BIOSOLIDS TRANSP Standalone	\$2,908,795	\$2,259,242	\$1,408,847	\$6,576,884
1037515	WTC MURRAY PS UPGRADE Standalone	\$1,058,041	\$0	\$0	\$1,058,041

**PO 2015-0063 ATTACHMENT A: 2015/2016 CAPITAL IMPROVEMENT PROGRAM,
amended March 17, 2015
2015-2016 Biennial Budget - 18007**

Project Number	Project Name	FY15-16	FY17-18	FY19-20	Total Budget
1037544	WTC Conveyance Pipeline Easement Reconciliation	(\$600,000)	\$0	\$0	(\$600,000)
1037549	WTC CAPITAL PROJECT OVERSIGHT Administrative	\$400,986	\$0	\$0	\$400,986
1037592	WTC W DIV RS AND PS UPGRADES Standalone	(\$4,922,947)	\$0	\$0	(\$4,922,947)
1037594	WTC 53RD STREET PS UPGRADE Technical Adjustment/Close-Out request	(\$135,747)	\$0	\$0	(\$135,747)
1037597	WTC FAIRWOOD ALT ROUTING Technical Adjustment/Close-Out request	(\$581,492)	\$0	\$0	(\$581,492)
1037765	WTC WATER QUALITY CAP OUTLAY Standalone	\$810,900	\$571,615	\$596,864	\$1,979,379
1037767	WTC BIOSOLIDS SITE DEVELOPMENT Standalone	\$778,413	\$792,035	\$428,094	\$1,998,542
1037768	WTC AGRICULTURAL EQUIPMENT Standalone	\$649,173	\$507,133	\$283,140	\$1,439,446
1037769	WTC WTD TECHNOLOGY PROGRAM DEV Standalone	\$1,839,030	\$1,751,027	\$1,834,255	\$5,424,312
1037789	WTC CONVEYANCE SYS IMPROVEMENT Project with Subprojects	\$7,465,630	\$20,405,282	\$50,035,813	\$77,906,725
1037810	WTC SEDIMENT MANAGEMENT PLAN Standalone	\$0	\$15,122,901	\$3,147,793	\$18,270,694
1037811	WTC HCP BIOLOGICAL RESPONSE Technical Adjustment/Close-Out request	\$113	\$0	\$0	\$113
1037815	WTC EAST DIVISION CORR REPAIRS Standalone	\$943,403	\$816,578	\$989,178	\$2,749,159
1038099	WTC MITIGATION SITE MAINT MON Standalone	\$598,787	\$1,103,776	\$1,182,626	\$2,885,189
1038121	WTC SP PHASE III ODOR CONTROL Standalone	(\$689,220)	\$0	\$0	(\$689,220)
1038122	WTC SUNSET HEATH PS FM UPGRADE Standalone	\$18,036	\$88,279,433	\$759,295	\$89,056,764
1038127	WTC BARTON CSO Standalone	\$151,318	\$0	\$0	\$151,318
1038129	WTC LOWER DUWAMISH SUPERFUND Standalone	\$9,406,932	\$618,137	\$0	\$10,025,069
1038252	WTC STP CNVRT DSFCT TO SODIUM Technical Adjustment/Close-Out request	(\$158,292)	\$0	\$0	(\$158,292)
1038273	WTC ODOR CORROSION Project with Subprojects	\$8,430,638	\$5,945,052	\$4,586,993	\$18,962,683
1038294	WTC NOAA NON PROJECT SPEC Standalone	\$130,655	\$0	\$57,415	\$188,070
1038295	WTC BIOSOLIDS EQUIPMENT Standalone	\$425,243	\$252,984	\$188,307	\$866,534
1038314	WTC E DIV SCNDRY TANK COATING Standalone	\$361,983	\$134,065	\$0	\$496,048
1038335	WTC ELECTRICAL I AND C Project with Subprojects	\$9,073,783	\$6,352,715	\$6,470,666	\$21,897,164

**PO 2015-0063 ATTACHMENT A: 2015/2016 CAPITAL IMPROVEMENT PROGRAM,
amended March 17, 2015
2015-2016 Biennial Budget - 18007**

Project Number	Project Name	FY15-16	FY17-18	FY19-20	Total Budget
1038448	WTC MAGNOLIA CSO Standalone	\$3,381,198	\$0	\$0	\$3,381,198
1038449	WTC NORTH BEACH CSO Standalone	\$3,029,299	\$0	\$0	\$3,029,299
1047697	WTC FREMONT SIPHON Standalone	\$6,367,979	\$0	\$0	\$6,367,979
1048076	WTC CONVEYANCE H2S CORR REHAB Project with Subprojects	\$1,247,043	\$0	\$0	\$1,247,043
1048077	WTC ENVIR LAB ENERGY IMPROVMNT Standalone	\$1,653,693	\$5,299	\$0	\$1,658,992
1048079	WTC ROOF REPL WTD FACILITIES Project with Subprojects	\$1,173,819	\$866,857	\$0	\$2,040,676
1113189	WTC PROCESS REPLACEMENT IMPROV Project with Subprojects	\$9,708,147	\$6,342,564	\$6,786,992	\$22,837,703
1113196	WTC MECHANICAL UPGRADE AND REP Project with Subprojects	\$10,308,705	\$7,160,981	\$7,029,383	\$24,499,069
1113247	WTC PIPELINE REPLACEMENT Project with Subprojects	\$10,239,082	\$7,045,052	\$6,786,992	\$24,071,126
1113334	WTC COMP PLANNING REPORTING Project with Subprojects	\$7,796,437	\$6,514,386	\$5,913,107	\$20,223,930
1113351	WTC LAB ASSET MGMT PROGRAM Standalone	\$2,555,988	\$2,318,071	\$3,278,802	\$8,152,861
1114367	WTC SP RPLS RS PMPS MTRS DRVS Standalone	\$1,413,252	\$71,000	\$0	\$1,484,252
1114368	WTC SP ETS RPLC PK PMPS VFDS Standalone	\$1,882,726	\$96,093	\$0	\$1,978,819
1114373	WTC SP ETS RPLC DUTY PMPS VFDS Standalone	\$3,464,825	\$19,199	\$0	\$3,484,024
1114374	WTC WP RPLC SOLIDS CNTRL SYS Standalone	\$1,992,242	\$38,792	\$0	\$2,031,034
1114376	WTC WP RPLC LIQUIDS CNTRL SYS Standalone	\$1,061,010	\$109,773	\$0	\$1,170,783
1114381	WTC WP RS PMP ENGINE EMISSIONS Standalone	\$680,370	\$0	\$0	\$680,370
1114382	WTC N CREEK INTERCEPTOR Standalone	\$1,326,577	\$0	\$0	\$1,326,577
1114383	WTC RECLAIM H2O PLAN & INFSTRC Standalone	\$480,598	\$1,735,603	\$2,864,052	\$5,080,253
1116794	WTC N LK SAM FLOW DIVERSION Standalone	\$1,314,448	\$25,010,066	\$0	\$26,324,514
1116795	WTC N CREEK FM RELIAB MODS Standalone	\$9,164,158	\$153,553	\$0	\$9,317,711
1116796	WTC SP RECLAIMED H2O FAC MODS Standalone	\$679,403	\$0	\$0	\$679,403
1116797	WTC JAM/ARC BLDG REPLACEMENT Standalone	\$455,481	\$295,054	\$0	\$750,535
1116798	WTC WP OGADS REPLACEMENT Standalone	\$2,711,867	\$29,989,864	\$0	\$32,701,731

**PO 2015-0063 ATTACHMENT A: 2015/2016 CAPITAL IMPROVEMENT PROGRAM,
amended March 17, 2015
2015-2016 Biennial Budget - 18007**

Project Number	Project Name	FY15-16	FY17-18	FY19-20	Total Budget
1116799	WTC WP MIXER REPLACEMENT Standalone	(\$1,166,000)	\$0	\$0	(\$1,166,000)
1116800	WTC N MERCER ENATAI INT PAR Standalone	\$604,972	\$3,989,118	\$73,610,752	\$78,204,842
1116801	WTC LK HILLS&NW LK SAM INTCPT Standalone	\$3,225,907	\$38,266,467	\$0	\$41,492,374
1116802	WTC HANFD AT RAINIER & BVIEW N Standalone	\$26,475,666	\$740,981	\$0	\$27,216,647
1117748	WTC WP PS VFD DWTR ENRGY Standalone	\$5,557,931	\$1,172,993	\$462,427	\$7,193,351
1121402	WTC BRANDON MICHIGAN CSO Standalone	\$2,303,903	\$103,064,451	\$358,982	\$105,727,336
1121403	WTC SP DIGESTER ROOF EQ REPL Standalone	\$2,260,964	\$0	\$0	\$2,260,964
1121404	WTC IPS HIGH VOLT SG REPL Standalone	\$2,545,618	\$0	\$0	\$2,545,618
1121409	WTC W MICHIGAN TERMINAL 115 GS Standalone	\$10,340,419	\$132,541	\$0	\$10,472,960
1121410	WTC UNIVERSITY GSI Standalone	\$0	\$12,710,945	\$1,777,945	\$14,488,890
1121411	WTC MONTLAKE GSI Standalone	\$0	\$12,947,810	\$795,179	\$13,742,989
1121412	WTC 11TH AVE NW GSI Standalone	\$764,724	\$0	\$0	\$764,724
1123517	WTC E FLEET MAINT FAC REPLCMNT Standalone	\$4,520,365	\$8,686,827	\$0	\$13,207,192
1123624	WTC COAL CRK SIPHON & TRUNK PA Standalone	\$1,389,315	\$6,767,982	\$1,472,363	\$9,629,660
1123625	WTC SP HYPO CAUSTIC CHEM STORE Standalone	\$4,016,638	\$901,257	\$0	\$4,917,895
1123626	WTC SP BIOGAS HEAT SYS IMPROVE Standalone	\$5,909,473	\$19,073,436	\$0	\$24,982,909
1123627	WTC WP 2ND MIX LIQ BLOWER REPL Standalone	\$901,584	\$0	\$0	\$901,584
1123628	WTC LIBERTY BOAT REPLACEMENT Standalone	\$2,723,357	\$0	\$0	\$2,723,357
1123629	WTC DENNY RS BACKUP POWER Standalone	\$923,270	\$918,545	\$0	\$1,841,815
1123630	WTC CORROSION REHAB 2017-2021 Standalone	\$2,418,180	\$7,667,073	\$10,255,797	\$20,341,050
1123631	WTC RESILIENCY & RECOVERY PROG Standalone	\$6,159,525	\$13,636,766	\$17,649,945	\$37,446,236
1123632	WTC KENT AUBURN PHASE B Standalone	\$27,305,800	\$0	\$0	\$27,305,800

**PO 2015-0063 ATTACHMENT A: 2015/2016 CAPITAL IMPROVEMENT PROGRAM,
amended March 17, 2015
2015-2016 Biennial Budget - 18007**

Project Number	Project Name	FY15-16	FY17-18	FY19-20	Total Budget
1123633	WTC NB OUTFALL REPLACEMENT Standalone	\$0	\$5,125,826	\$21,318,483	\$26,444,309
1123634	WTC WP CHLORINE BLDG MODS Standalone	\$670,272	\$0	\$0	\$670,272
1124096	WTC FUTURE CAPITAL PROJECTS Standalone	\$0	\$51,372,588	\$61,959,671	\$113,332,259
3611 - Wastewater Treatment CIP Fund		\$242,462,142	\$526,720,769	\$301,163,431	\$1,070,346,342

3641		Public Transportation Unrestricted			
1028617	Regional Signal Priority Technical Adjustment/Close-Out request	(\$476,819)	\$0	\$0	(\$476,819)
1028619	Property Leases Budget Project with Subprojects	\$0	\$1,419,902	\$1,491,354	\$2,911,256
1028620	Transit Oriented Development Project with Subprojects	\$330,227	\$510,000	\$510,000	\$1,350,227
1028621	Atlantic Central Expansion Technical Adjustment/Close-Out request	(\$299)	\$0	\$0	(\$299)
1028624	Transit Oriented Development Convention Place Project with Subprojects	\$1,460,182	\$0	\$0	\$1,460,182
1028629	Real Time Systems Investment Technical Adjustment/Close-Out request	(\$874,672)	\$0	\$0	(\$874,672)
1028636	Bus Vapor Class Adj Pedals Standalone	(\$1,688,400)	\$0	\$0	(\$1,688,400)
1028642	Mobile Router Technical Adjustment/Close-Out request	(\$1,942)	\$0	\$0	(\$1,942)
1028666	Trolley Ext to Light Rail Technical Adjustment/Close-Out request	(\$3,768)	\$0	\$0	(\$3,768)
1028716	Radio/AVL Replacement Project with Subprojects	(\$1,349,680)	\$0	\$0	(\$1,349,680)
1028717	TDC Urban Amenities Technical Adjustment/Close-Out request	(\$116,638)	\$0	\$0	(\$116,638)
1028718	Non Revenue Vehicle Replacement Standalone	\$3,192,409	\$4,268,616	\$4,572,102	\$12,033,127
1028723	40 FT BUS Project with Subprojects	\$110,069,220	\$1,726,238	\$1,888,967	\$113,684,425
1028727	DSTT WMD Detection Technical Adjustment/Close-Out request	(\$52,198)	\$0	\$0	(\$52,198)
1028770	System BRT Corridor Project with Subprojects	(\$13,529,562)	\$0	\$0	(\$13,529,562)
1028773	RapidRide Passenger Facilities General Project with Subprojects	\$645,000	\$0	\$0	\$645,000
1028777	Signage Replacement Standalone	\$1,803,547	\$455,676	\$0	\$2,259,223
1028793	ADA Van Purchases Project with Subprojects	\$2,278,961	\$9,674,182	\$14,659,022	\$26,612,165

**PO 2015-0063 ATTACHMENT A: 2015/2016 CAPITAL IMPROVEMENT PROGRAM,
amended March 17, 2015
2015-2016 Biennial Budget - 18007**

Project Number	Project Name	FY15-16	FY17-18	FY19-20	Total Budget
1028812	Capital Management and Reporting System Standalone	\$2,520,460	\$0	\$0	\$2,520,460
1028813	SOUND TRANSIT OBS REIMBURSABLE Technical Adjustment/Close-Out request	(\$195,772)	\$0	\$0	(\$195,772)
1028816	60 FT BUS Project with Subprojects	\$344,760,072	\$137,518,475	\$2,946,482	\$485,225,029
1028827	TD CAPITAL PROJECT OVERSIGHT Administrative	\$58,573	\$0	\$0	\$58,573
1028828	Vehicle Charging Stations Technical Adjustment/Close-Out request	(\$4,923)	\$0	\$0	(\$4,923)
1028829	AC OPERATIONS BUILDING Technical Adjustment/Close-Out request	(\$25,008)	\$0	\$0	(\$25,008)
1028830	Transit Priority Improvement Project with Subprojects	\$1,613,962	\$1,749,629	\$2,293,632	\$5,657,223
1028832	On Demand Bike Locker Program Technical Adjustment/Close-Out request	(\$11,053)	\$0	\$0	(\$11,053)
1028854	VANPOOL FLEET Standalone	\$10,977,667	\$14,218,000	\$20,369,000	\$45,564,667
1111769	Warehouse Replacement Standalone	(\$215,310)	\$5,819,117	\$0	\$5,603,807
1111770	TD EMERGENT NEED-EXISTING PROJECTS Administrative	\$0	\$0	\$0	\$0
1111771	Radio Alaskan Way Tunnel Standalone	\$422,431	\$0	\$0	\$422,431
1111785	Customer Information Platform Project with Subprojects	\$0	\$795,210	\$1,461,222	\$2,256,432
1111786	Facilities Master Plan Standalone	(\$141,733)	\$0	\$0	(\$141,733)
1111789	Orca Vending Machines Standalone	(\$541,609)	\$0	\$0	(\$541,609)
1111971	Battery Dominant Bus Standalone	\$0	\$0	\$0	\$0
1111973	Brickyard P&R Expansion Technical Adjustment/Close-Out request	(\$3,940)	\$0	\$0	(\$3,940)
1111985	East King County Transit Imp Technical Adjustment/Close-Out request	(\$8,154)	\$0	\$0	(\$8,154)
1111993	Fiber Replacement Technical Adjustment/Close-Out request	(\$341,047)	\$0	\$0	(\$341,047)
1112002	Transit Security Enhancements Technical Adjustment/Close-Out request	(\$45,644)	\$0	\$0	(\$45,644)
1112009	GreenLake P&R Improvements Technical Adjustment/Close-Out request	(\$7,190)	\$0	\$0	(\$7,190)
1112014	Ryerson Base Renovation Technical Adjustment/Close-Out request	(\$5,074)	\$0	\$0	(\$5,074)
1112015	Downtown Southend Pathway Standalone	\$4,811,000	\$0	\$0	\$4,811,000

**PO 2015-0063 ATTACHMENT A: 2015/2016 CAPITAL IMPROVEMENT PROGRAM,
amended March 17, 2015
2015-2016 Biennial Budget - 18007**

Project Number	Project Name	FY15-16	FY17-18	FY19-20	Total Budget
1112016	S.E. Connector Facilities Technical Adjustment/Close-Out request	(\$12,093)	\$0	\$0	(\$12,093)
1114074	60 FT TROLLEY BUS Standalone	(\$4,159,161)	\$50,000	\$0	(\$4,109,161)
1114075	40 FT TROLLEY BUS Project with Subprojects	(\$28,048,780)	\$0	\$0	(\$28,048,780)
1115954	Transit Asset Maintenance Project with Subprojects	\$23,188,049	\$44,867,345	\$48,802,362	\$116,857,756
1116014	Information System Preservation Project with Subprojects	\$824,284	\$804,000	\$1,764,000	\$3,392,284
1116015	Trolley Overhead, Shelter and Equip Repl Project with Subprojects	\$6,329,199	\$6,807,644	\$5,595,026	\$18,731,869
1116036	Capital Outlay Project with Subprojects	\$221,451	\$375,230	\$401,956	\$998,637
1116057	Northgate TOD Project with Subprojects	(\$9,649,731)	\$258,641	\$4,674,540	(\$4,716,550)
1116071	Op Facility Improvement Budget Project with Subprojects	(\$370,214)	\$2,145,793	\$1,434,616	\$3,210,195
1116072	Bus Zone Safety Project with Subprojects	\$861,960	\$926,861	\$992,876	\$2,781,697
1116073	Shelters & Lighting Project with Subprojects	\$3,675,427	\$4,174,662	\$4,525,563	\$12,375,652
1116107	Ride Free Area Technical Adjustment/Close-Out request	(\$2,170)	\$0	\$0	(\$2,170)
1116112	TROLLEY MODS Project with Subprojects	(\$206,597)	\$532,879	\$1,019,730	\$1,346,012
1116236	Rider Information Systems Project with Subprojects	(\$298,865)	\$0	\$0	(\$298,865)
1116246	RapidRide F Line Project with Subprojects	(\$2,858,303)	\$0	\$0	(\$2,858,303)
1116743	Rt 101 Transit Corridor Improvements Standalone	(\$378,034)	\$0	\$0	(\$378,034)
1116745	Third Avenue Improvements Project with Subprojects	\$3,386,244	\$0	\$0	\$3,386,244
1116746	Legacy TSP Replacement Standalone	(\$270,368)	\$0	\$0	(\$270,368)
1116944	Mobile Ticketing Pilot Project Standalone	(\$3,252,000)	\$0	\$0	(\$3,252,000)
1116944	Mobile Ticketing Pilot Project Standalone	\$471,000	\$0	\$0	\$471,000
1117069	35 FT BUS Standalone	(\$8,155,568)	\$0	\$0	(\$8,155,568)
1117191	Ryerson Base Lift Replacement Standalone	\$1,470,247	\$69,312	\$0	\$1,539,559
1124069	S&R Corridor Program Project with Subprojects	\$4,050,000	\$0	\$0	\$4,050,000
1124125	A/C OPS AND WAREHOUSE DEMO Project with Subprojects	\$3,256,511	\$638,317	\$0	\$3,894,828

**PO 2015-0063 ATTACHMENT A: 2015/2016 CAPITAL IMPROVEMENT PROGRAM,
amended March 17, 2015
2015-2016 Biennial Budget - 18007**

Project Number	Project Name	FY15-16	FY17-18	FY19-20	Total Budget
1124234	Radio Infrastructure Replacement Project with Subprojects	\$1,387,923	\$1,201,540	\$1,151,540	\$3,741,003
1124256	Regional Transit Connectivity Project with Subprojects	\$3,619,000	\$2,593,000	\$4,988,000	\$11,200,000
1124395	INTERIM POLICE FACILITY Project with Subprojects	\$1,975,800	\$25,000	\$0	\$2,000,800
1124396	RAPIDRIDE AWW & ELINK FAC Project with Subprojects	\$0	\$1,600,000	\$352,500	\$1,952,500
1124413	Real Time Improvements Project with Subprojects	\$600,522	\$556,752	\$0	\$1,157,274
1124415	HASTUS Planning Module Standalone	\$343,858	\$75,360	\$0	\$419,218
1124420	Business Reporting Database Standalone	\$0	\$936,633	\$1,453,499	\$2,390,132
1124427	Replace Signal Priority Equipment Standalone	\$578,313	\$0	\$0	\$578,313
1124429	Replace 4.9 Network & Mobile Router Standalone	\$1,648,977	\$14,573,231	\$0	\$16,222,208
1124439	Access Alt Fuel (LPG) Standalone	\$1,800,728	\$0	\$0	\$1,800,728
1124456	ORCA Replacement Standalone	\$748,000	\$28,116,000	\$1,000,000	\$29,864,000
1124523	CIP Grant Contingency Administrative	\$4,144,788	\$0	\$0	\$4,144,788
1124538	Bus Security Camera Replacement Standalone	\$6,785,250	\$214,750	\$0	\$7,000,000
3641001	On Board Systems Replacement Administrative	\$0	\$2,000,000	\$32,000,000	\$34,000,000
3641002	Transit Police Building Administrative	\$0	\$15,500,000	\$1,000,000	\$16,500,000
3641003	Pedestrian Warning Systems Administrative	\$0	\$8,840,055	\$201,147	\$9,041,202
3641004	On Bus Camera Expansion Project with Subprojects	\$0	\$11,660,556	\$1,011,950	\$12,672,506
1124887	Strategic Technology Roadmap for Transit Standalone	\$550,000	\$0	\$0	\$550,000
3641 - Public Transportation Unrestricted		\$479,558,923	\$327,698,606	\$162,561,086	\$969,818,615

3673		Critical Areas Mitigation			
1047594	WLMR CAO MR MASTER Project with Subprojects	\$15,189,447	\$4,000,000	\$4,000,000	\$23,189,447
3673 - Critical Areas Mitigation		\$15,189,447	\$4,000,000	\$4,000,000	\$23,189,447

3681		Real Estate Excise Tax (REET) #1			

**PO 2015-0063 ATTACHMENT A: 2015/2016 CAPITAL IMPROVEMENT PROGRAM,
amended March 17, 2015
2015-2016 Biennial Budget - 18007**

Project Number	Project Name	FY15-16	FY17-18	FY19-20	Total Budget
1033532	PSB REET 1 TRANSFER TO 3160 Administrative	\$7,687,545	\$0	\$0	\$7,687,545
1033533	PSB REET 1 TRANSFER TO 3490 Technical Adjustment/Close-Out request	(\$121,949)	\$0	\$0	(\$121,949)
1033534	PSB REET 1 DEBT SERVICE Administrative	\$2,107,940	\$0	\$0	\$2,107,940
1122223	PSB REET 1 TRANSFER TO 3581 Administrative	\$2,801,942	\$0	\$0	\$2,801,942
3681 - Real Estate Excise Tax (REET) #1		\$12,475,478	\$0	\$0	\$12,475,478

3682		Real Estate Excise Tax (REET) #2			
1033537	PSB REET 2 TRANSFER TO 3160 Administrative	\$4,629,082	\$0	\$0	\$4,629,082
1033538	PSB REET 2 TRANSFER TO 3490 Administrative	\$1,951,068	\$0	\$0	\$1,951,068
1033539	PSB REET 2 DEBT SERVICE Administrative	\$1,076,875	\$0	\$0	\$1,076,875
1122224	PSB REET 2 TRANSFER TO 3581 Administrative	\$5,777,505	\$0	\$0	\$5,777,505
3682 - Real Estate Excise Tax (REET) #2		\$13,434,530	\$0	\$0	\$13,434,530

3691		Transfer of Development Credits Program			
1033971	WLTD TDR BANK Standalone	\$7,000,000	\$3,000,000	\$1,000,000	\$11,000,000
1033976	WLTD TDR PROGRAM SUPPORT Standalone	\$330,132	\$350,238	\$371,567	\$1,051,937
3691 - Transfer of Development Credits Program		\$7,330,132	\$3,350,238	\$1,371,567	\$12,051,937

3771		OIRM Capital Fund			
1039318	Elections: Election Management System Replacement	\$285,000	\$0	\$0	\$285,000
1047007	KCIT COMMNTY CORRCTN SYS UPGRD Technical Adjustment/Close-Out request	(\$5,811)	\$0	\$0	(\$5,811)
1047297	KCIT DATA CTR CONTINGENCY Technical Adjustment/Close-Out request	(\$41,862)	\$0	\$0	(\$41,862)
1111662	PKS REPLACEMENT OF RBASE Technical Adjustment/Close-Out request	(\$37,253)	\$0	\$0	(\$37,253)
1111663	KCSC KCMS REPLACEMENT Technical Adjustment/Close-Out request	(\$3,679)	\$0	\$0	(\$3,679)
1111671	KCSC JUV CT ORDERS E-FO Technical Adjustment/Close-Out request	(\$11,147)	\$0	\$0	(\$11,147)
1111930	KCIT DAJD JUV WORKFLOW-REQMNT Technical Adjustment/Close-Out request	(\$10,285)	\$0	\$0	(\$10,285)

**PO 2015-0063 ATTACHMENT A: 2015/2016 CAPITAL IMPROVEMENT PROGRAM,
amended March 17, 2015
2015-2016 Biennial Budget - 18007**

Project Number	Project Name	FY15-16	FY17-18	FY19-20	Total Budget
1111933	KCIT POST ABT IMPLEMENTATION PROJECT Technical Adjustment/Close-Out request	(\$76,942)	\$0	\$0	(\$76,942)
1111947	KCIT SYSTEM WIDE ENHANCED NETW Standalone	(\$260,597)	\$0	\$0	(\$260,597)
1111949	KCIT TRANSFER TO GENERAL FUND Administrative	\$920,000	\$0	\$0	\$920,000
1111952	KCIT NORCOM CBA/CAD Standalone	(\$118,000)	\$0	\$0	(\$118,000)
1111954	KCIT DISTRIBUTED ANTENNA NETWORK Technical Adjustment/Close-Out request	(\$10,819)	\$0	\$0	(\$10,819)
1111963	KCIT DATA CTR SPECIF-RELOCATIO Technical Adjustment/Close-Out request	(\$5,969)	\$0	\$0	(\$5,969)
1111964	KCIT PAO JUV WORKFLOW-REQUIRMT Technical Adjustment/Close-Out request	(\$15,552)	\$0	\$0	(\$15,552)
1113959	ABT SIDE SYS INTEGRATION DAJD Technical Adjustment/Close-Out request	(\$104,620)	\$0	\$0	(\$104,620)
1113978	WEB CRITERIA DISPTCH GDLN Technical Adjustment/Close-Out request	(\$84,690)	\$0	\$0	(\$84,690)
1113980	DPH KCIT EMS CBD/CAD INTEGRATE Standalone	(\$218,733)	\$0	\$0	(\$218,733)
1116551	DES FMD CONSTR PRO MGMT SYS Standalone	(\$206,872)	\$0	\$0	(\$206,872)
1117279	KCIT DCHS DEMOG DATA CONSOL Technical Adjustment/Close-Out request	(\$147)	\$0	\$0	(\$147)
1117789	KCDC ONLINE MITIGATION(MITS)BC Standalone	(\$25,000)	\$0	\$0	(\$25,000)
1118720	KCSO NEW GEN AFIS Technical Adjustment/Close-Out request	(\$2,187,386)	\$0	\$0	(\$2,187,386)
1119160	DES RALS REC OM EXCISE TAX Technical Adjustment/Close-Out request	(\$69,125)	\$0	\$0	(\$69,125)
1121217	ASSESS-PROPTY BASED SYS RPLC Technical Adjustment/Close-Out request	(\$8,545)	\$0	\$0	(\$8,545)
1121286	PSB PROJECT INFO CENTER RPT Technical Adjustment/Close-Out request	(\$5,000)	\$0	\$0	(\$5,000)
1123857	PH: EMD AND T-CPR QI APPLICATION Standalone	\$134,463	\$0	\$0	\$134,463
1123900	DJA: SCOMIS Replacement Project (DJA-CMS) Standalone	\$3,960,829	\$0	\$0	\$3,960,829
1124157	KCDC: Unified Case Management System Standalone	\$7,660,242	\$0	\$0	\$7,660,242
1124159	Parks: Facilities Scheduling System Replacement Standalone	\$401,921	\$0	\$0	\$401,921
1124170	FBOD: Countywide Electronic Payment Implementation Support Standalone	\$740,871	\$0	\$0	\$740,871
1124175	RALS: Records and License (Anthem) Software Replacement Standalone	\$2,735,261	\$0	\$0	\$2,735,261

**PO 2015-0063 ATTACHMENT A: 2015/2016 CAPITAL IMPROVEMENT PROGRAM,
amended March 17, 2015
2015-2016 Biennial Budget - 18007**

Project Number	Project Name	FY15-16	FY17-18	FY19-20	Total Budget
1124179	HRD: Replacement of NEOGOV Standalone	\$403,460	\$0	\$0	\$403,460
1124180	PSB: Managerial Accounting Pilot Standalone	\$0	\$0	\$0	\$0
1124187	GIS: Regional Aerials Project Standalone	\$1,993,238	\$0	\$0	\$1,993,238
1124221	KC DDD Fiscal Process Improvement Standalone	\$484,753	\$0	\$0	\$484,753
3771 - OIRM Capital Fund		\$16,212,004	\$0	\$0	\$16,212,004

3781		ITS Capital Fund			
1047291	KCIT COUNTY WIDE IT ASSET MGMT Administrative	(\$73,694)	\$0	\$0	(\$73,694)
1047605	KCIT: DSS Replacement Standalone	\$1,175,595	\$0	\$0	\$1,175,595
1047610	KCIT Wan Replacement Standalone	\$1,000,000	\$0	\$0	\$1,000,000
1124574	KCIT: Enhance Wireless Connectivity Standalone	\$1,329,265	\$0	\$0	\$1,329,265
1124575	KCIT: IP Fax Project Standalone	\$120,000	\$0	\$0	\$120,000
1124576	KCIT: Westin Network Connection Upgrade Standalone	\$432,716	\$0	\$0	\$432,716
3781 - ITS Capital Fund		\$3,983,882	\$0	\$0	\$3,983,882

3810		Solid Waste Capital Equipment Recovery Fund			
1033485	SW CERP CAPITAL REPAIRS Standalone	\$1,400,000	\$2,683,982	\$3,358,737	\$7,442,719
1033487	SW CERP EQ REPLACEMNT PURCHASE Standalone	\$6,000,000	\$7,500,000	\$8,835,133	\$22,335,133
3810 - Solid Waste Capital Equipment Recovery Fund		\$7,400,000	\$10,183,982	\$12,193,870	\$29,777,852

3850		Renton Maintenance Facilities Construction Fund			
1026676	RSD ROOFING ENERGY EFFICIENCY Technical Adjustment/Close-Out request	(\$321,310)	\$0	\$0	(\$321,310)
1026677	RSD RNTN BLDG BOND DEBT RTRMT Technical Adjustment/Close-Out request	(\$663)	\$0	\$0	(\$663)
1111172	RSD FACIL PRESERVATION C/WIDE Project with Subprojects	\$2,400,350	\$5,850,000	\$0	\$8,250,350
1111817	RSD SOUTH RGNL MAINT FACILITY Technical Adjustment/Close-Out request	(\$35,293)	\$0	\$0	(\$35,293)

**PO 2015-0063 ATTACHMENT A: 2015/2016 CAPITAL IMPROVEMENT PROGRAM,
amended March 17, 2015
2015-2016 Biennial Budget - 18007**

Project Number	Project Name	FY15-16	FY17-18	FY19-20	Total Budget
1114789	RSD PROPERTY SALE TRANS COSTS Technical Adjustment/Close-Out request	(\$46,733)	\$0	\$0	(\$46,733)
1114791	RSD ROADS-RENTON FACILITY Technical Adjustment/Close-Out request	\$57,890	\$0	\$0	\$57,890
3850 - Renton Maintenance Facilities Construction Fund		\$2,054,241	\$5,850,000	\$0	\$7,904,241

3860 **County Road Construction Fund**

1026727	RSD 100 AV NE NE 132 NE 137 Standalone	(\$372,713)	\$0	\$0	(\$372,713)
1026735	RSD W SNOQUALMIE VALLEY RD NE Standalone	\$4,980,000	\$0	\$0	\$4,980,000
1026739	RSD SOUTH PARK BRG Standalone	\$6,000,000	\$0	\$0	\$6,000,000
1026740	RSD 16A SW ITS SW RXBRY SW116 Technical Adjustment/Close-Out request	(\$88,472)	\$0	\$0	(\$88,472)
1026790	RSD NEWAUKUM CRK BRG RPLCMNT Technical Adjustment/Close-Out request	(\$107,312)	\$0	\$0	(\$107,312)
1026791	RSD SE SUMMIT LANDSBURG RD Standalone	(\$462,659)	\$0	\$0	(\$462,659)
1026793	RSD GRN VLY BR-E/O 180 AV NE Standalone	(\$229,171)	\$0	\$0	(\$229,171)
1026796	RSD CIP BOND DEBT PAYMENT Technical Adjustment/Close-Out request	(\$11,050)	\$0	\$0	(\$11,050)
1026798	RSD EMERGENT NEED-EXISTING PROJECTS Administrative	\$5,665,751	\$2,207,000	\$2,387,000	\$10,259,751
1026799	RSD RDS CIP GRANT CONTIGENCY Administrative	\$2,293,965	\$0	\$0	\$2,293,965
1026800	RSD CAPITAL PROJECT OVERSIGHT FUND 3860 Administrative	\$42,880	\$0	\$0	\$42,880
1027158	RSD CW ROADWAY PRESERVATION Project with Subprojects	\$9,463,000	\$8,848,000	\$7,000,000	\$25,311,000
1027160	RSD BRG PRIORITY MAINTNCE Standalone	\$500,000	\$500,000	\$500,000	\$1,500,000
1027161	RSD CLEAR ZONE SAFETY PROGRAM Project with Subprojects	\$500,000	\$500,000	\$500,000	\$1,500,000
1027163	RSD QUICK RESPONSE Project with Subprojects	\$7,000,000	\$8,000,000	\$9,000,000	\$24,000,000
1047575	RSD GRN VLLY BR/202P-212AV SE Standalone	(\$236,960)	\$0	\$0	(\$236,960)
1111170	RSD COTTAGE LK CRK BRDGE #240A Standalone	(\$178,124)	\$0	\$0	(\$178,124)
1111173	RSD W SNOQ VAL ROADWY REPAIR Technical Adjustment/Close-Out request	(\$375,837)	\$0	\$0	(\$375,837)
1111174	RSD MILLER RIVER BRDGE REPLCMT Standalone	(\$2,500,000)	\$0	\$0	(\$2,500,000)

**PO 2015-0063 ATTACHMENT A: 2015/2016 CAPITAL IMPROVEMENT PROGRAM,
amended March 17, 2015
2015-2016 Biennial Budget - 18007**

Project Number	Project Name	FY15-16	FY17-18	FY19-20	Total Budget
1111175	RSD KENT KNGLEY RD CLVRT REPL Technical Adjustment/Close-Out request	(\$116,971)	\$0	\$0	(\$116,971)
1111819	RSD C W DRAINAGE PRESERVATION Project with Subprojects	\$12,000,000	\$6,000,000	\$5,400,000	\$23,400,000
1114792	RSD ROADS-COUNTY ROAD CONST Administrative	\$249,045	\$0	\$0	\$249,045
1114795	RSD BANDARET BRIDGE #493B Technical Adjustment/Close-Out request	(\$619)	\$0	\$0	(\$619)
1114796	RSD SE 277 ST BRIDGE #3126 Standalone	(\$86,380)	\$0	\$0	(\$86,380)
1114802	RSD 17 AV SE/SE 100-SW 104 ST Technical Adjustment/Close-Out request	\$85,203	\$0	\$0	\$85,203
1115252	RSD SE MID FORK SNOQ RIVER RD Technical Adjustment/Close-Out request	(\$180,114)	\$0	\$0	(\$180,114)
1115255	RSD NE WD/DVL RD@W SNOQ VLY RD Standalone	(\$498,000)	\$0	\$0	(\$498,000)
1115260	RSD BEAR CREEK BRIDGE #333A Standalone	(\$172,463)	\$0	\$0	(\$172,463)
1116546	RSD SW CEMETERY ROAD & BEALL ROAD SW Standalone	(\$790,000)	\$0	\$0	(\$790,000)
1116888	RSD SW ROXBURY/28 AV-30 AV SW Standalone	\$575,000	\$0	\$0	\$575,000
1124491	RSD 2015 RDWY LIGHT LED CONV Standalone	\$445,000	\$0	\$0	\$445,000
3860 - County Road Construction Fund		\$43,392,999	\$26,055,000	\$24,787,000	\$94,234,999

3901

Solid Waste 1993 Bonds Construction Subfund

1033495	SW TS ROOF REPLACEMENTS Technical Adjustment/Close-Out request	(\$468,672)	\$0	\$0	(\$468,672)
1033497	SW SOUTH COUNTY RECYCLING & TS Standalone	\$0	\$76,622,781	\$981,809	\$77,604,590
1033501	SW HOUGHTON TS MITIGATION Technical Adjustment/Close-Out request	(\$397,222)	\$0	\$0	(\$397,222)
1033503	SW HARBOR IS SAFETY IMPROVMNTS Standalone	\$510,740	\$0	\$0	\$510,740
1033505	SW FAC CAPITAL PROJ CNTRL SPRT Standalone	\$326,204	\$1,330,941	\$0	\$1,657,145
1033507	SW CONSTRUCTION CAPITAL PROJECT OVERSIGHT Administrative	\$3,292	\$0	\$0	\$3,292
1115975	SW CEDAR FALLS DB IMPROVEMENT Standalone	\$26,219	\$0	\$0	\$26,219
1116833	SW CEDAR FALL ENV CNTRL SYS MO Standalone	\$1,322,225	\$0	\$0	\$1,322,225
1116838	SW ENUMCLAW ENV CNTRL SYS MOD Standalone	\$315,480	\$0	\$0	\$315,480

**PO 2015-0063 ATTACHMENT A: 2015/2016 CAPITAL IMPROVEMENT PROGRAM,
amended March 17, 2015
2015-2016 Biennial Budget - 18007**

Project Number	Project Name	FY15-16	FY17-18	FY19-20	Total Budget
1116840	SW VASHON ENV CONTROL SYS MOD Standalone	\$311,358	\$0	\$0	\$311,358
1124104	SW HOBART LF COVER & GAS CNTRL Standalone	\$921,277	\$0	\$0	\$921,277
1124107	SW ALGONA TS DECONSTRUCTION Standalone	\$0	\$142,507	\$2,021,251	\$2,163,758
1124571	SW PARADIGM UPGRADE Standalone	\$458,379	\$0	\$0	\$458,379
3901 - Solid Waste 1993 Bonds Construction Subfund		\$3,329,280	\$78,096,229	\$3,003,060	\$84,428,569

3910		Landfill Reserve Fund			
1033509	SW LANDFILL GAS TO ENERGY Technical Adjustment/Close-Out request	\$43,148	\$0	\$0	\$43,148
1033512	SW CH SW MODIFICATION Technical Adjustment/Close-Out request	\$164	\$0	\$0	\$164
1033513	SW CH AREA 7 DEVELOPMENT Technical Adjustment/Close-Out request	(\$618,585)	\$0	\$0	(\$618,585)
1033514	SW CH RELOCATE FLARE STATION Technical Adjustment/Close-Out request	(\$17,979)	\$0	\$0	(\$17,979)
1033516	SW CH REV SITE DEV PLAN Standalone	\$844,553	\$0	\$0	\$844,553
1033542	SW CH AREA 7 CLOSURE Standalone	\$2,952,794	\$12,462,106	\$0	\$15,414,900
1033547	SW LFR CAPITAL PROJ CNTRL SPRT Standalone	\$400,516	\$887,294	\$0	\$1,287,810
1111111	SW LRF CAPITAL PROJECT OVERSIGHT Administrative	\$28,365	\$0	\$0	\$28,365
1112415	CH Area 8 Closure Standalone	\$0	\$0	\$5,770,642	\$5,770,642
1115992	SW A8 DEV/FACILITY RELOCATION Standalone	\$17,457,808	\$0	\$0	\$17,457,808
1124105	SW CH LFG PIPELINE UPGRADE Standalone	\$1,640,027	\$0	\$0	\$1,640,027
1124106	SW CH SUPPORT FACILITIES EVA Standalone	\$2,004,501	\$0	\$0	\$2,004,501
3910 - Landfill Reserve Fund		\$24,735,312	\$13,349,400	\$5,770,642	\$43,855,354

3951		Building Repair/Replacement Sub Fund			
1039248	DES FMD KCCF FIXTURES Technical Adjustment/Close-Out request	(\$31,520)	\$0	\$0	(\$31,520)
1039271	DES FMD KCCF 7TH FLOOR YARDOUT Technical Adjustment/Close-Out request	(\$41,447)	\$0	\$0	(\$41,447)
1039591	DES FMD MRJC PHASE 2 ESCO Technical Adjustment/Close-Out request	(\$17,455)	\$0	\$0	(\$17,455)

**PO 2015-0063 ATTACHMENT A: 2015/2016 CAPITAL IMPROVEMENT PROGRAM,
amended March 17, 2015
2015-2016 Biennial Budget - 18007**

Project Number	Project Name	FY15-16	FY17-18	FY19-20	Total Budget
1040765	ADA Program Various Locations Standalone	\$100,000	\$0	\$0	\$100,000
1040766	DES FMD BLCK RVR LIGHTING RETR Technical Adjustment/Close-Out request	(\$8,711)	\$0	\$0	(\$8,711)
1040774	DES FMD EARLINGTN EEC BLCK GRT Technical Adjustment/Close-Out request	(\$123,864)	\$0	\$0	(\$123,864)
1040823	DES FMD SOUTH PRK DUE DLIGENCE Technical Adjustment/Close-Out request	(\$1,841)	\$0	\$0	(\$1,841)
1040826	DES FMD KCCF GENERATOR RM IMPR Technical Adjustment/Close-Out request	\$413	\$0	\$0	\$413
1040847	DES FMD MCKINSTRY ESSENTION K Technical Adjustment/Close-Out request	(\$33,136)	\$0	\$0	(\$33,136)
1040848	DES FMD KCCF W WNG WINDOW UPG Technical Adjustment/Close-Out request	\$31	\$0	\$0	\$31
1040850	DES FMD SUP CT ALDER SCHEM DES Technical Adjustment/Close-Out request	(\$850,618)	\$0	\$0	(\$850,618)
1040874	DES FMD CAPITAL PROJECT OVERSIGHT Administrative	\$8,785	\$0	\$0	\$8,785
1040939	DES FMD NRTH PH COUNTER REMOD Technical Adjustment/Close-Out request	\$7,164	\$0	\$0	\$7,164
1046108	DES FMD ERLNGTN ROOF HVAC REPL Technical Adjustment/Close-Out request	(\$73,994)	\$0	\$0	(\$73,994)
1046140	DES FMD NORTH LOT PM CONSULTNG Technical Adjustment/Close-Out request	(\$10,000)	\$0	\$0	(\$10,000)
1046141	DES FMD YSC STORM DAMAGES Technical Adjustment/Close-Out request	(\$245)	\$0	\$0	(\$245)
1046334	DES FMD OLR SPACE MOVE Technical Adjustment/Close-Out request	\$248	\$0	\$0	\$248
1113073	DES FMD 7th Flr Bunk Enclosres Technical Adjustment/Close-Out request	\$186	\$0	\$0	\$186
1116411	DES FMD DDES RELOCATION Technical Adjustment/Close-Out request	(\$10,261)	\$0	\$0	(\$10,261)
1116485	DES FMD E911 7 EMS TI DESIGN Standalone	\$71,446	\$0	\$0	\$71,446
1116717	DES FMD YESLER SECURITY Technical Adjustment/Close-Out request	(\$5,619)	\$0	\$0	(\$5,619)
1116719	DC Burien Redmond Shoreline Security Vestibules Standalone	(\$364,750)	\$0	\$0	(\$364,750)
1116721	DES FMD SUP CRT KEY CARD READR Technical Adjustment/Close-Out request	\$15,000	\$0	\$0	\$15,000
1117106	CHILDREN & FAMILY JUSTICE CENTER Standalone	\$1,955,000	\$0	\$0	\$1,955,000
1117994	YSC Fire Exiting Standalone	\$137,794	\$0	\$0	\$137,794
1118647	DES FMD - AUBURN DC MOVE Technical Adjustment/Close-Out request	\$17,813	\$0	\$0	\$17,813

**PO 2015-0063 ATTACHMENT A: 2015/2016 CAPITAL IMPROVEMENT PROGRAM,
amended March 17, 2015
2015-2016 Biennial Budget - 18007**

Project Number	Project Name	FY15-16	FY17-18	FY19-20	Total Budget
1121771	Preliminary Planning & Design For Relocating	\$100,000	\$0	\$0	\$100,000
1122048	AFIS Laboratory Replacement Standalone	\$730,431	\$0	\$0	\$730,431
1122071	Special Operations Vehicle Move Standalone	\$57,325	\$0	\$0	\$57,325
1123605	DES FMD MRJC SPACE EFFIC Standalone	\$561,190	\$0	\$0	\$561,190
1124146	Bellevue District Court Relocation Administrative	\$790,000	\$0	\$0	\$790,000
1124150	Earlington Conference Room Improvements Standalone	\$116,003	\$0	\$0	\$116,003
1124154	MRJC Court Detail Door Security Standalone	\$102,130	\$0	\$0	\$102,130
1124156	KSC Consolidation Phase 2 Floors 7 & 8 Standalone	\$2,275,593	\$0	\$0	\$2,275,593
1124202	DES FMD BRR EMERGENT NEED-EXISTING PROJECTS	\$100,000	\$0	\$0	\$100,000
1124203	CNK BLDG CONSOLIDATION Standalone	\$548,942	\$0	\$0	\$548,942
1124215	KCCH E201 Acoustic Treatment Administrative	\$244,300	\$0	\$0	\$244,300
1124441	Contingency Resource Conservation Grants Administrative	\$1,000,000	\$0	\$0	\$1,000,000
1124545	DES FMD KCCH EMPLOYEE ENTRANCE Standalone	\$0	\$0	\$0	\$0
3951 - Building Repair/Replacement Sub Fund		\$7,366,333	\$0	\$0	\$7,366,333

3961 Harborview Medical Center Building Repair/Replacement Sub Fund					
1040770	DES FMD HMC OFFCES BCKFILL 5EH Standalone	\$555,500	\$0	\$0	\$555,500
1040771	DES FMD HMC CAMPUS SIGNAGE Technical Adjustment/Close-Out request	(\$23,431)	\$0	\$0	(\$23,431)
1040783	DES FMD HMC CNTRL RATE ALLCTNN Administrative	\$10,500	\$0	\$0	\$10,500
1040791	DES FMD HMC OFFCES BKFL 6EH Standalone	\$202,000	\$0	\$0	\$202,000
1040816	DES FMD HMC CAP PRTS OVERSIGHT Administrative	\$10,098	\$0	\$0	\$10,098
1040831	DES FMD HMC ED SUPPRT TO 1EH92 Technical Adjustment/Close-Out request	(\$2,338)	\$0	\$0	(\$2,338)
1040832	DES FMD HMC 4WH RENOVATIONS Technical Adjustment/Close-Out request	(\$114,424)	\$0	\$0	(\$114,424)

**PO 2015-0063 ATTACHMENT A: 2015/2016 CAPITAL IMPROVEMENT PROGRAM,
amended March 17, 2015
2015-2016 Biennial Budget - 18007**

Project Number	Project Name	FY15-16	FY17-18	FY19-20	Total Budget
1040834	DES FMD HMC 8EH HYDROTHERAPY Technical Adjustment/Close-Out request	(\$289,548)	\$0	\$0	(\$289,548)
1040854	DES FMD HMC VP 1 STR DGE RPR Technical Adjustment/Close-Out request	\$4,639	\$0	\$0	\$4,639
1040855	DES FMD HMC INP FLR UPGRADES 06 Technical Adjustment/Close-Out request	\$8,231	\$0	\$0	\$8,231
1040856	DES FMD HMC INP FLR UPGRDES 06 Technical Adjustment/Close-Out request	(\$6,498)	\$0	\$0	(\$6,498)
1040879	DES FMD HMC MEDITIATION ROOM Standalone	(\$321,155)	\$0	\$0	(\$321,155)
1040899	DES FMD HMC ORTHOTC SHOP RELO Technical Adjustment/Close-Out request	(\$49,964)	\$0	\$0	(\$49,964)
1040902	DES FMD HMC TFSN SUPP SERV Technical Adjustment/Close-Out request	(\$136,623)	\$0	\$0	(\$136,623)
1040903	DES FMD HMC INP FLR UPGRDES Technical Adjustment/Close-Out request	\$22,393	\$0	\$0	\$22,393
1040904	DES FMD HMC RPR FUND 3961 DFLT Technical Adjustment/Close-Out request	\$573	\$0	\$0	\$573
1040989	DES FMD HMC MISC UNDER \$50,000 Standalone	\$434,828	\$0	\$0	\$434,828
1040990	DES FMD HMC FIXED EQUIPMENT Standalone	\$424,096	\$0	\$0	\$424,096
1040993	DES FMD HMC PRKNG G SEC UPGRDE Technical Adjustment/Close-Out request	(\$138,780)	\$0	\$0	(\$138,780)
1040994	DES FMD HMC BEH PTHY FRZM SECT Technical Adjustment/Close-Out request	(\$76)	\$0	\$0	(\$76)
1046201	DES FMD HMC OR LCKR BRK STRE Technical Adjustment/Close-Out request	(\$230,622)	\$0	\$0	(\$230,622)
1046214	DES FMD HMC LOBBY FIN COUNSELG Technical Adjustment/Close-Out request	\$2,000	\$0	\$0	\$2,000
1046216	DES FMD HMC OR SPPLY N XHAUST Technical Adjustment/Close-Out request	\$828	\$0	\$0	\$828
1046217	DES FMD HMC MEDICAL STORES Technical Adjustment/Close-Out request	(\$2,560)	\$0	\$0	(\$2,560)
1046218	DES FMD HMC BASEMENT SUPORT SVC Technical Adjustment/Close-Out request	(\$39,118)	\$0	\$0	(\$39,118)
1046221	DES FMD HMC WEST HOSPITL UPGRD Standalone	\$272,700	\$0	\$0	\$272,700

**PO 2015-0063 ATTACHMENT A: 2015/2016 CAPITAL IMPROVEMENT PROGRAM,
amended March 17, 2015
2015-2016 Biennial Budget - 18007**

Project Number	Project Name	FY15-16	FY17-18	FY19-20	Total Budget
1046222	DES FMD HMC SINGLE PATIENT BED Standalone	\$631,654	\$0	\$0	\$631,654
1046223	DES FMD HMC SIXPLEX DEMOLITION Technical Adjustment/Close-Out request	(\$14,147)	\$0	\$0	(\$14,147)
1046237	DES FMD HMC MJR ISO UPGRADES Standalone	\$400,000	\$0	\$0	\$400,000
1046240	DES FMD HMC ROOF REPLACEMENT Standalone	\$305,000	\$0	\$0	\$305,000
1046242	DES FMD HMC LIGHTING CONVERSION Standalone	\$100,000	\$0	\$0	\$100,000
1114658	DES FMD HMC 4MB VASCR CLINIC Technical Adjustment/Close-Out request	\$6,265	\$0	\$0	\$6,265
1116486	DES FMD HMC FIREHSE ES MAIN Technical Adjustment/Close-Out request	\$6,493	\$0	\$0	\$6,493
1117819	DES FMD HMC DIAG EQPT INSTL Standalone	\$70,000	\$0	\$0	\$70,000
1122167	DES FMD HMC STDY BURN & PEDS Standalone	\$518,130	\$0	\$0	\$518,130
1122168	DES FMD HMC STDY SPCL VARNCE Standalone	(\$101,000)	\$0	\$0	(\$101,000)
1122172	DES FMD HMC BREAKERS Standalone	\$500,000	\$0	\$0	\$500,000
1124435	DES FMD HMC SUPPLY FAN 42 PHARMACY Standalone	\$900,000	\$0	\$0	\$900,000
1124436	DES FMD HMC BASEMENT SUPPLY / EXHAUST FANS Standalone	\$800,000	\$0	\$0	\$800,000
1124437	DES FMD HMC COOLING TOWERS CT (GAMA) Standalone	\$900,000	\$0	\$0	\$900,000
1124442	DES FMD HMC STUDY: RECOVERY BEDS Standalone	\$50,500	\$0	\$0	\$50,500
1124443	DES FMD HMC STUDY: PHARM. CLEAN ROOM & HAZ DRUG CONTROL Standalone	\$200,000	\$0	\$0	\$200,000
1124444	DES FMD HMC KITCHEN DISHWASHER Standalone	\$750,000	\$0	\$0	\$750,000
1124445	DES FMD HMC NEUROSURGERY BI-PLANE HYBRID OR Standalone	\$745,613	\$0	\$0	\$745,613
1124446	DES FMD HMC 5EH – ACUTE CARE PATIENT ROOMS Standalone	\$454,500	\$0	\$0	\$454,500
1124447	DES FMD HMC 6EH – ACUTE CARE PATIENT ROOMS Standalone	\$964,550	\$0	\$0	\$964,550
3961 - Harborview Medical Center Building Repair/Replacement Sub Fund		\$8,780,807	\$0	\$0	\$8,780,807

**PO 2015-0063 ATTACHMENT A: 2015/2016 CAPITAL IMPROVEMENT PROGRAM,
amended March 17, 2015
2015-2016 Biennial Budget - 18007**

Project Number	Project Name	FY15-16	FY17-18	FY19-20	Total Budget
Grand Total		\$1,137,281,482	\$1,066,780,918	\$585,346,727	\$2,789,409,127